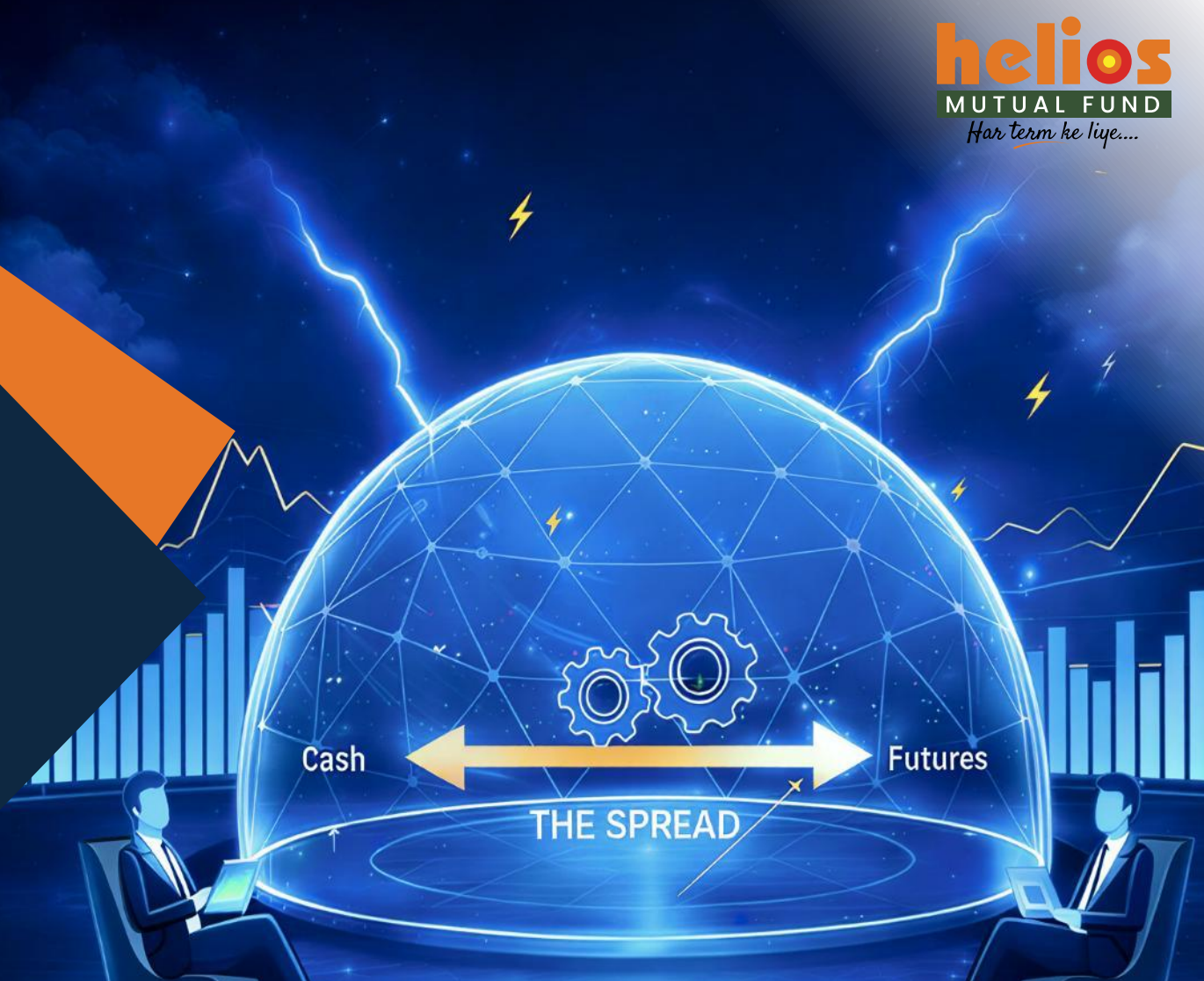


# Helios Arbitrage Fund

(An Open-Ended Scheme  
Investing In Arbitrage Opportunities)

**May - 2026**



**Capturing the Spread,  
Avoiding the Stress**

**01** Overview and Team

**02** What is Arbitrage?

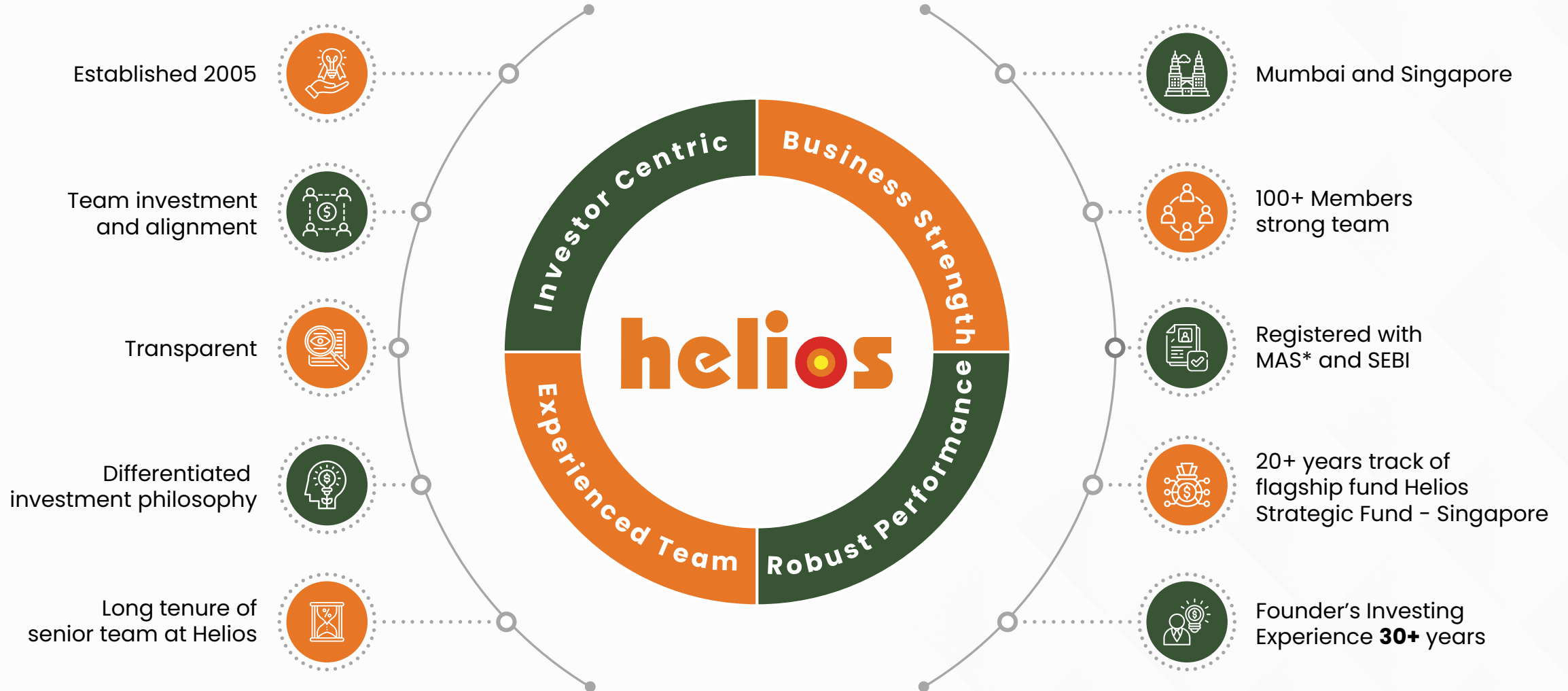
**03** Arbitrage Funds decoded

**04** Presenting: Helios Arbitrage Fund

**05** Disclaimers



## Overview and Team



The team at Helios is bound together by our shared belief that India is a great equity market, fated to achieve even greater heights, and our conviction in our ability to deliver out-performance alongside full transparency.



## Samir C. Arora

The Founder

- B.Tech, Indian Institute of Technology, New Delhi (1983)
- MBA (gold medalist), Indian Institute of Management, Calcutta, (1985)
- Masters in Finance, Wharton School, University of Pennsylvania (1992) Recipient of Dean's scholarship for distinguished merit

### Professional Journey



- 1998–2003: Head of Asian Emerging Markets, Alliance Capital Management Singapore. Responsible for fund management and research, covering 9 Asian markets
- 1993–2003: CIO of Alliance Capital's Indian mutual fund business. Manager of Asian Emerging Markets mandates and all of Alliance Capital's India-dedicated equity funds
- 1991–1993: Research Analyst, Alliance Capital New York
- Alliance Capital's first employee in India, relocated to Mumbai (1993) to help start Alliance Capital's Indian mutual fund business
- Manager of the ACM India Liberalization Fund, an India-dedicated offshore fund, from its inception in 1993 till August 2003

### Awards and Honors



- **Alliance Capital Recognition:** Received over 15 industry accolades, including a distinguished AAA rating from Standard & Poor's Microcap for the India Liberalization Fund (1999–2003).
- **Industry Accolade:** Honored as the Most Astute Equity Investor in Singapore by The Asset magazine in 2002.
- **Product Accolades:** Helios Strategic Fund (HSF), LLP Singapore managed by Mr. Samir Arora has been nominated for various Indian as well as Asian fund performance awards including Best India Hedge Fund Award in 2006, 2007, 2008, 2010, 2011, 2013, 2015, 2016, 2018, 2020 with HSF winning the award four times. Nominated for Best India Equity Fund Award in 2014, 2015, 2016, 2017, 2021, 2023 & 2024 Investors Choice Awards in 2015 (winning year), 2016 & 2022, it was also nominated for Asia Hedge Award in 2015 & received the award in 2018 for its long term (five years) performance along with nomination for Long Term - 10 Years Performance HFM Asian Performance Awards 2023

### Social Initiatives



- Engaged with causes of children and differently-abled. Co-Founder of "not for profit" Ashoka University. Funded a lifetime student bursary at the Singapore University of Technology and Design

# Leadership Team – Driving The Vision



**Dinshaw Irani**  
MD & CEO

Helios India  
Overall experience: **33 Years**

**At Helios India & Artemis**  
Advisors: 20 yrs

**Prior Experience:**

- Executive Director at Artemis Advisors (research advisors to Helios Singapore)
- Principal Portfolio Manager at SSKI Portfolio Advisors
- Vice President and Analyst-Asian Emerging Markets at Alliance Capital Management, Mumbai
- Analyst, Sun F&C Asset Management

MBA, IRMA



**Abhay Modi**  
Head of Research

Helios India  
Overall experience: **27 Years**

**At Helios India & Artemis**  
Advisors: 18 yrs

**Prior Experience:**

- Executive Director at Artemis Advisors (research advisors to Helios Singapore)
- Reliance Capital: Private equity investments
- Strategic Planning & M&A, Indian Hotels Ltd.
- Research Analyst: Cazenove
- Research Analyst: Fitch IBCA, Duff and Phelps

MBA, IIM (Ahmedabad)



**Alok Bahl**  
CIO – Mutual Fund

Helios India  
Overall experience: **34 Years**

**At Helios Singapore & India :**  
Advisors: 20 yrs

**Prior Experience:**

- Head of Institutional Equity Business at Fortis Securities.
- Branch Head-Mumbai, Quantum Securities, India
- Head of Institutional Sales at DBS Capital Trust Securities, India

PGCBM, XLRI



**Deviprasad Nair**  
Head of Business

Helios India  
Overall experience: **23 Years**

**At Helios India:**  
5 Years+

**Prior Experience:**

- Head Sales & Business Development, PMS & AIF at ICICI Prudential Asset Management Company.
- Aditya Birla Sun life Asset Management Company
- HSBC Asset Management Company.

Masters in Financial Markets & Investments –SKEMA business school. France  
MBA in Marketing



**Kiran Deshpande**  
COO & CFO

Helios India  
Overall experience: **37 Years**

**At Helios India:** 3 Years+

**Prior Experience:**

- COO & CFO at Baroda Asset Management India Ltd.
- Director & COO at Deutsche Asset Management India Pvt Ltd
- Associated with Birla Sun Life Distribution Co Ltd in various roles – last being VP – Strategy

ACMA, ACS, CFP, Fellow member of Insurance Institute of India, Masters in Investment Management & B.COM  
Disruptive Strategy course from Harvard Business School



**Abhinav Khemani**  
Chief Compliance Officer

Helios India  
Overall experience: **21 Years**

**At Helios India:**  
3 Years+

**Prior Experience:**

- HSBC Asset Management Company,
- Aditya Birla Sun Life Asset Management Company,
- Tata Asset Management Company
- SBI Asset Management Company

Chartered Accountant, B. Com

CEO & Senior Investment team members have **30+ years experience in direct India investing**

**16,400+**  
Partners



**25+**  
Banks



**320+**  
RDs & NDs



**2019-20**

**Helios PMS**

No. of employees: 4  
Presence across  
**2 cities**

**2021**

**Helios AIF**

No. of employees: 10  
Presence across  
**4 cities**

**2022**

**Helios India Long Short Fund**

No. of employees: 12  
Presence across  
**5 cities**

**2023**

**Helios Flexi Cap Fund**  
**Helios Overnight Fund**

No. of employees: 35  
Presence across  
**12 cities**

**2024**

**Helios Balanced Advantage Fund**  
**Helios Financial Services Fund**  
**Helios Large & Midcap Fund**

No. of employees: 70  
Presence across  
**16 cities**

**2025**

**Helios Midcap Fund**  
**Helios Small Cap Fund**

No. of employees: ~100  
Presence across  
**25+ cities**

**2026**

**Helios India Core Equity PMS**  
**Helios India Emerging Star PMS**  
**Helios Arbitrage Fund**

Helios India Emerging Star AIF III Fund & Helios India Rising Fund III  
Presence across **~30 cities** 20 more locations to be added this year



## What is Arbitrage?




## Arbitrage: The Concept

Arbitrage is the simultaneous purchase and sale of the same security in different market segments to profit from a price discrepancy. This price differential is called spread or basis. It is a specialized strategy that seeks to capture 'price mismatches' rather than predicting market direction.

**In Simple terms the Fund tries to capture the price difference of same security in Spot & Futures market.**


The following example demonstrates how a trader targets a specific price difference by purchasing tomatoes from a farmer while simultaneously agreeing to sell them to a ketchup factory at a predetermined price. This approach seeks to capture the price gap between two different market segments rather than speculating on whether the price of tomatoes will rise or fall.



**Farmer selling**  
1 crate of tomatoes for  
₹ 100 (upfront cash)

(Spot Market- immediate cash purchase)

**Buy** ← **Trader** → **Sell**  
The spread: ₹ 5

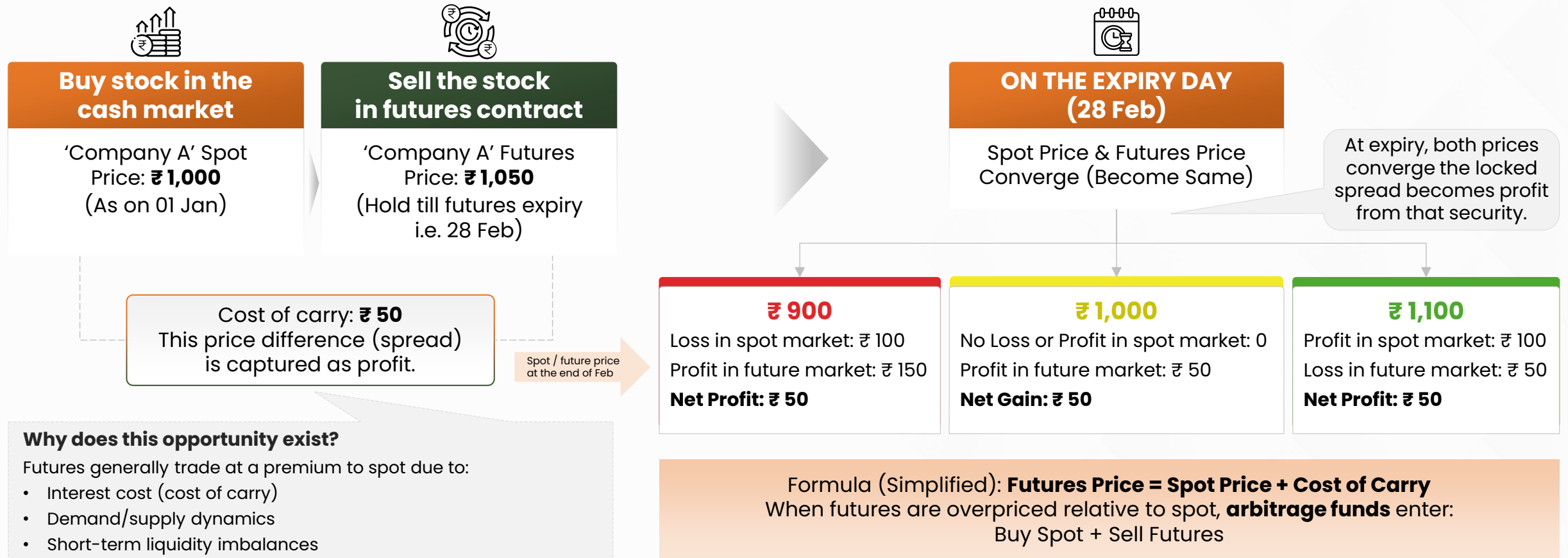


**Ketchup company buying**  
1 crate of tomatoes for ₹ 105 (future contract)

(Futures Market – locked-in price for later delivery)

For the trader, ₹ 5 spread is the 'arbitrage opportunity'

In equity markets, the same example is applicable. Instead of tomatoes, consider stocks. Suppose you purchase a share of 'Company A' for ₹ 1,000 on January 1<sup>st</sup>. Simultaneously, you sell the share of the February futures contract of 'Company A' for ₹ 1,050. Let's see the gain / loss, considering that the spot / future price at the end of February is ₹ 900, ₹ 1,000 or ₹ 1,100



The above is just an illustration to explain how an arbitrage strategy works. Actual spreads, execution costs and convergence may vary. Investors are requested to note that investments in equity/related securities are subject to various risks and any return / potential return is dependent on market movement during expiry. Any adverse movement during the expiry can affect the above mentioned scenario. Investors must understand that the above does not consider costs involved like brokerage and other expenses associated with markets.



 **BUY**

 **SELL**

Spot Price: ₹ 1,359.80  
(Purchase date: 24 December 2025)

Spread: ₹ 9.4

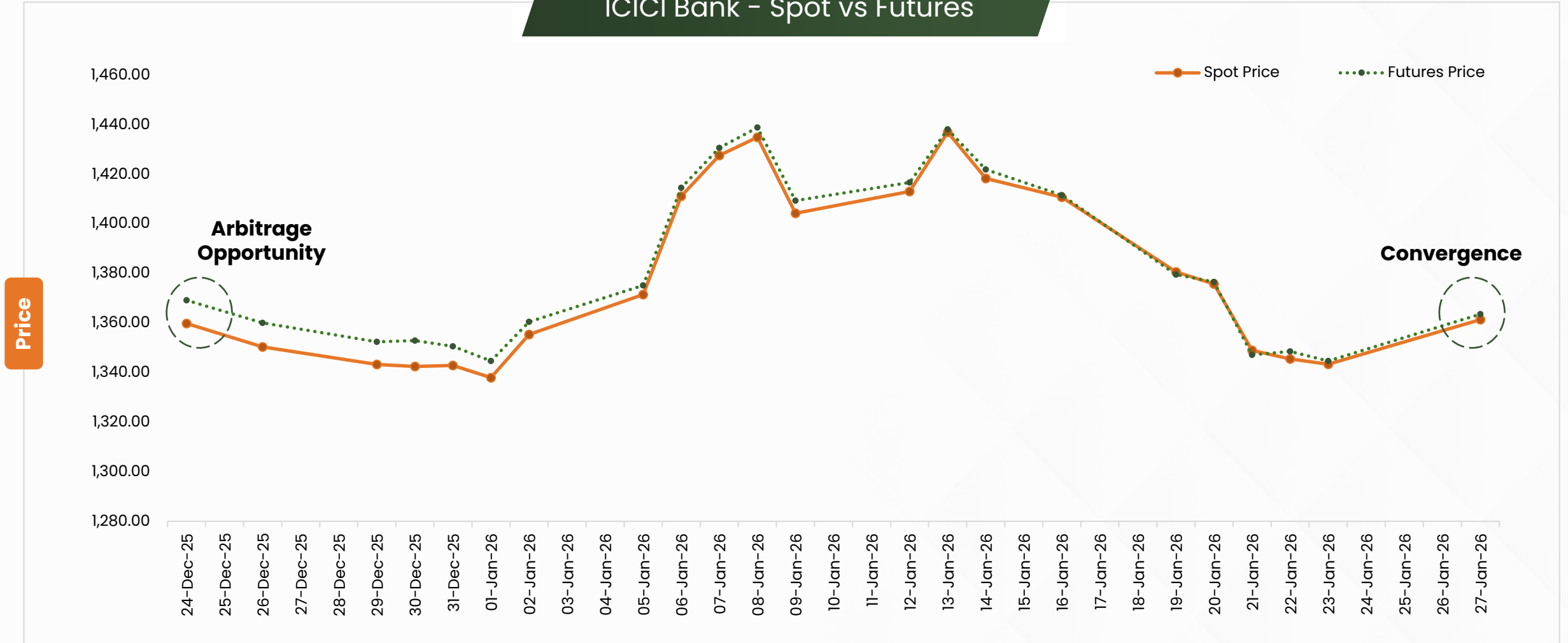
Future Price: ₹ 1,369.20  
(Expiry: 27 January 2026)

If you had bought ICICI Bank cash on Dec 24<sup>th</sup>, 2025 & sold Jan 2026 futures, you could have made a **7.42% annualized return**

Data source: NSE. The data presented in this illustration is based on the closing prices of the stock in the cash and futures markets as on December 24, 2025. The example is solely for illustrative and educational purposes to explain the concept of spread capture between spot and futures prices. It does not represent actual or indicative arbitrage opportunities available to the Scheme. Absolute returns for 34 days are simple annualized and does not factor in brokerage, transaction costs, taxes, margin requirements, or other charges that may materially impact the outcome. Market prices may vary significantly based on the time of day, liquidity, and prevailing market conditions. The illustration should not be construed as investment advice, a recommendation to trade in any security, or an indication of the Scheme's portfolio or performance. Past performance or price behavior of any security does not indicate or guarantee future results, and this example does not represent Scheme performance.

# Illustration – Capturing Spread between Spot / Cash & Futures Market Price

## ICICI Bank – Spot vs Futures




Data source: NSE. The data presented in this illustration represents the closing prices of the stock in the cash and futures markets. The example is solely for illustrative and educational purposes to explain the movement of spread between spot and futures prices over the period. It does not represent actual or indicative arbitrage opportunities available to the Scheme. The illustration should not be construed as investment advice, a recommendation to trade in any security, or an indication of the Scheme's portfolio or performance.



## Cash-Futures (Cash & Carry) Arbitrage

Exploit price difference between spot and futures of the same stock



## Dividend Arbitrage

Hedging the downside of a dividend-paying security and waiting for upcoming dividends' issuance



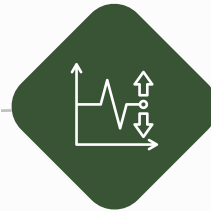
## Merger & Acquisitions Arbitrage

Leveraging opportunities of price differential occurring due to corporate actions such as merger, amalgamation, demerger etc.



## Minimized Risk Exposure

Aims to generate relatively risk-free returns, without any directional equity risk



## Volatility Hedge

During periods of high market turbulence, arbitrage funds could serve as a "safe harbor," as the strategy remains market-neutral and does not depend on a bullish market trend to generate gains\*



## Alternative to Park Surplus

One can park the idle cash (3-6 months), as these funds provide potential for better tax-adjusted returns compared to short-term money market funds

\*Return potential may be lower during periods of low volatility or compressed cash-futures spreads.



## Stable to mildly bullish markets

Futures typically trade at a healthy premium to spot



## Positive cost-of-carry structure

Futures pricing reflects financing cost + dividend expectations



## High liquidity in cash & F&O

Deep volumes in both spot and futures. Liquidity is critical without it, theoretical spreads remain theoretical



## Elevated but orderly volatility

On temporary basis widening due to positioning. Margin changes or sentiment swings create short-lived mispricing



## Strong dividend visibility

When dividend expectations are mispriced in futures. Especially around ex-dividend periods. Corporate actions create pricing inefficiencies

## Less Conducive Environments



Sharp bear markets

Liquidity crises Extremely low volatility phases (compressed spreads)

Tight regulatory margin shocks



## **Arbitrage Mutual Funds Decoded**

An **Arbitrage Mutual Fund** is a category of investment that seeks to generate profits by capitalizing on small price differences for the same stock in two different segments of the market. Instead of predicting if a stock will go up or down over several months, these funds lock in a profit by taking advantage of temporary "price gaps" that exist right now.

## How the Fund Works: A Step-by-Step Cycle



### Spotting The Gap

The fund identifies a stock that is trading at a slightly lower price in the Cash Market (where you buy shares today) and at a higher price in the Futures Market (where you agree to sell shares at a later date).



### Locking The Trade








The fund simultaneously buys the stock in the cash market and sells it in the futures market. The difference between these two prices is called the "spread."



### Realising The Gain

On the monthly expiry date, the prices in both markets naturally align or "converge". As these prices meet, the fund attempts to realize the initial spread as a profit, which is typically independent of whether the broader market moved up or down.

# Arbitrage Funds vs. Liquid Funds vs. Bank Fixed Deposits

Feature	Arbitrage Funds	Liquid Funds	Bank Fixed Deposits (FD)
 <b>Asset Class</b>	Hybrid (Equity-oriented)	Debt (Money Market)	Banking / Fixed Income
 <b>Risk Profile</b>	Low (Market Neutral) <sup>^</sup>	Low (Credit & Interest Rate Risk)	Minimal (Sovereign / Bank Guarantee)
 <b>Return Source</b>	Price Spreads (Cash vs. Futures)	Interest Income & Accrual	Fixed Interest Rate
 <b>Liquidity</b>	High	High	Moderate (Premature withdrawal penalty)
 <b>Investment Horizon</b>	3 to 6 Months	1 to 91 Days	7 Days to 10 Years
 <b>Taxation (Short-Term)</b>	As per prevailing equity taxation norms (20%)	As per Income Tax Slab	As per Income Tax Slab
 <b>Taxation (Long-Term)</b>	As per prevailing equity taxation norms (12.5%*)	As per Income Tax Slab	As per Income Tax Slab

**<sup>^</sup>Arbitrage funds carry market-linked risks including execution and basis risk, though volatility is typically lower than pure equity funds**

Short-term capital gains: Holding period ≤ 1 year. Long-term capital gains: Holding period > 1 year. \*Long-term capital gains up to ₹1.25 lakh in a financial year are exempt from income tax. Surcharge and other cess (as applicable) are not considered and will apply as per the investor's tax bracket in addition to this. The above illustration is based on the highest tax rates applicable to Individuals/HUFs/Domestic Companies under the Finance Act, 2025 read with Taxation Laws, and is for illustrative purposes only. It should not be construed as a guarantee of minimum returns or protection of the capital.

Although **Arbitrage Funds** aim to provide debt-like stability, these are treated as Equity funds for tax purposes. Therefore, investing in them for short term, can be a good option for those seeking debt like returns with equity taxation. However, the LTCG benefit is only if the investment is held for more than 1 year, less than a year investment will attract STCG.

## Hypothetical Example: Investing ₹10 Lakhs for 1 Year

Let's assume an investor in the 30% tax bracket who invests across all three options for a little over one year, assuming a hypothetical annual return of 7%.

Feature	Arbitrage Fund	Bank FD	Liquid Fund
<b>Invested Amount</b>	₹10,00,000	₹10,00,000	₹10,00,000
<b>Assumed Return (7%)</b>	₹70,000	₹70,000	₹70,000
<b>Tax Category</b>	<b>Equity Taxation</b>	<b>Income Slab</b>	<b>Income Slab</b>
<b>Applicable Tax Rate</b>	<b>12.5%</b> (Long Term)*	<b>30%</b>	<b>30%</b>
<b>Estimated Tax Paid</b>	₹0 (under exemption)	₹21,000	₹21,000
<b>Final 'Take-Home' Gains</b>	<b>₹70,000</b>	<b>₹49,000</b>	<b>₹49,000</b>

\*Note: Long-Term Capital Gains (LTCG) on equity are tax-exempt up to ₹1.25 Lakh per year. Since the profit of ₹70,000 is below this limit, the effective tax is zero. Surcharge and other cess (as applicable) are not considered and will apply as per the investor's tax bracket in addition to this.



## Emergency Fund:

Better alternative to savings account subject to market risk



## Systematic Transfer Plan (STP):

Park a lump sum in Helios Arbitrage Fund and move it monthly into a pure Equity fund to average your costs.



## Short-term Goals (6–12 months):

Suitable for parking money intended for a down payment or vacation.



## Tactical Parking:

Temporary parking during equity valuation froth

Presenting

# **Helios Arbitrage Fund**

(An Open Ended Scheme Investing In  
Arbitrage Opportunities)





## Rigorous Screening

We only enter trades with high visibility of convergence.



## Diversification

Spreading positions across multiple sectors to avoid concentration risk.



## Technology-Driven

Utilizing cutting-edge algorithms to identify and execute the best spreads in real-time.



# Who Should Invest?



**Conservative investors** looking for better-than-savings-account returns.



Investors with short-term surplus **seeking tax-efficient alternatives\*** to traditional debt products.

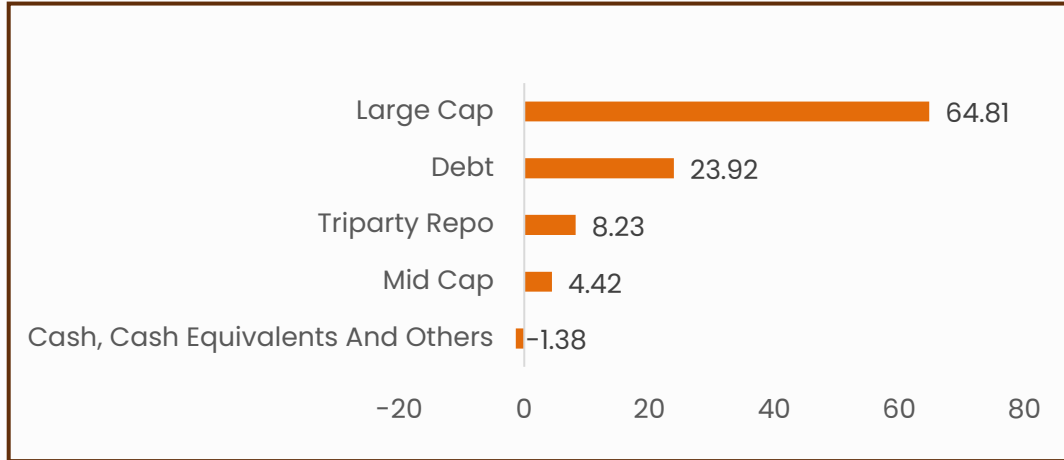


Investors seeking lower volatility in returns.

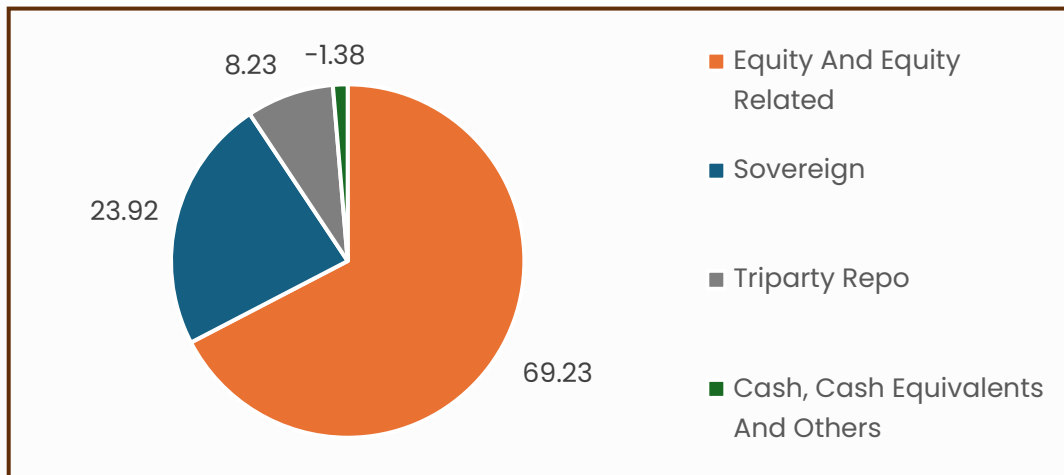
\*Consult your tax advisor for final impact of taxation in your desired investment options Please consult your financial advisor or mutual fund distributor before investing



## Asset Category Details



## Rating Details



## Top Ten Details

Top 10 Details	% of AUM
Sun Pharmaceutical Industries Ltd.	6.82
ICICI Bank Ltd.	6.23
Mahindra & Mahindra Ltd.	5.65
Bharti Airtel Ltd.	5.57
ITC Ltd.	4.91
Grasim Industries Ltd.	4.34
Eicher Motors Ltd.	4.27
Tata Steel Ltd.	4.10
Larsen & Toubro Ltd.	4.08
Axis Bank Ltd.	3.78
<b>Grand Total</b>	<b>49.75</b>

# Helios Arbitrage Fund Details

<b>Scheme Category</b>	Hybrid Scheme - Arbitrage Fund				
<b>Type of Scheme</b>	An open-ended scheme investing in arbitrage opportunities				
<b>Benchmark</b>	AMFI Tier I Benchmark: NIFTY 50 Arbitrage Total Return Index (TRI)				
<b>Plans and Options</b>	Direct and Regular Plan, each with Growth and IDCW Option (Re-investment, Transfer, Pay-out Sub-Option)				
<b>NFO Period</b>	09 March, 2026 to 13 March, 2026				
<b>Minimum Investment Amount</b>	Rs. 5,000/- (plus in multiple of Rs. 1)				
<b>Minimum Additional Subscription Amount</b>	Rs. 1,000/- (plus in multiple of Rs. 1)				
<b>Fund Managers</b>	Mr. Alok Bahl (Overall 34 years of experience) Mr. Pratik Singh (Overall 11 years of experience)				
<b>Entry Load</b>	NA				
<b>Exit Load</b>	(i) If units redeemed or switched out within 7 days from the date of allotment – 0.25% of the applicable NAV (ii) If redeemed/switched out after 7 days from the date of allotment – Nil				
<b>Investment Objectives</b>	The investment objective of the Scheme is to generate capital appreciation and income by predominantly investing in arbitrage opportunities in the cash and the derivative segments of the equity markets and the arbitrage opportunities available within the derivative segment and by investing the balance in debt and money market instruments. However, there can be no assurance that the investment objective of the Scheme will be achieved.				
<b>Asset Allocation</b>	Under normal circumstances, it is anticipated that the asset allocation of the Scheme will be as :	Instruments	Indicative allocations (% of total assets)		Risk Profile
			Maximum	Minimum	
		Equity & Equity related instruments including derivatives, and REITs	100	65	Very High
	Debt Securities & Money Market instruments including the margin money deployed in derivative transactions, and debt derivative	35	0	Low to Medium	
<b>Liquidity</b>	Units of the Scheme may be purchased or redeemed on all Business Days at NAV based prices subject to the prevailing load structure				
<b>Minimum Redemption Amount</b>	"Any amount or any number of units as requested by the investor at the time of redemption				
<b>Special Facilities Available</b>	Systematic investment Plan (SIP); SIP TOP UP Facility, SIP PAUSE FACILITY, Micro Systematic Investment Plan (Micro SIP); SYSTEMATIC TRANSFER PLAN (STP); Value STP, SYSTEMATIC WITHDRAWAL PLAN (SWP)				
<b>Further information and Downloads</b>	For further details, please refer to the Scheme information Document (SID), Key information Memorandum (KIM) and Statement of Additional Information (SAI).				

## Scheme Name

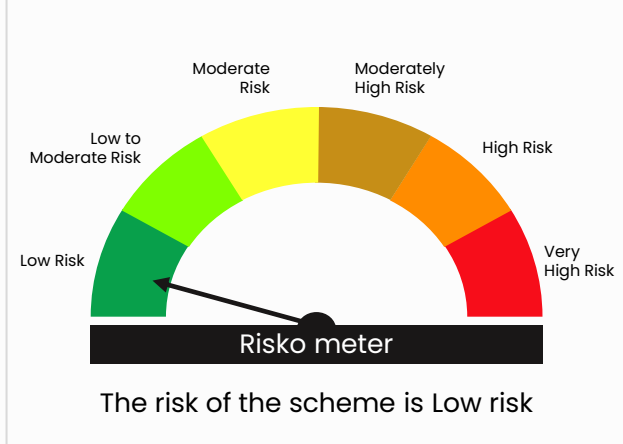
### Helios Arbitrage Fund

(An open-ended scheme investing in arbitrage opportunities.)

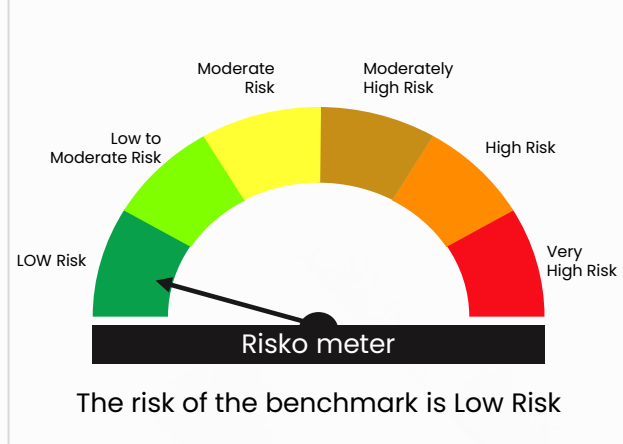
#### This product is suitable for investors who are seeking\*:

- To generate income with low volatility over short to medium term.
- Investments predominantly in arbitrage opportunities in the cash and derivative segments of the equity markets.

## Scheme Risk-o-meter#



## Benchmark Risk-o-meter# (As per AMFI Tier-1 Benchmark i.e. NIFTY 50 Arbitrage Total Return Index(TRI))



\*Investors should consult their financial advisers if in doubt about whether the product is suitable for them.

#Above risk-o-meters are as on the date of this document. For latest risk-o-meter(s), investors are requested to refer periodical portfolio disclosure(s) available on the website of the Fund viz. [www.heliosmf.in](http://www.heliosmf.in)



The calculations given in this document do not consider stamp duty/levy etc. for ease of calculation and the values shown are pre-tax. Investors may incur tax liability on capital gains based on prevailing tax laws. Any calculations made are approximations meant for understanding a particular concept only. These calculations/views alone are not sufficient and should not be used for the developing or implementing an investment strategy. Investors should consult their financial advisers if in doubt about whether the product is suitable for them. Various sector(s) mentioned in the document do not constitute any recommendation and Helios AMC may or may not have any future positions in these sector(s). Performance of various indices provided in the document represents the historic performance of the respective Indices and the same is presented for understanding purpose only. **Past performance may or may not sustain in future and is not a guarantee of any future returns. Index/Sector performance does not signify scheme performance.**

The information provided on this document is meant only for general reading purposes and does not have regard to specific investment objectives, financial situation and the particular needs of any specific person and therefore should not be construed as (i) an offer or recommendation to buy or sell securities, commodities, currencies or other investments referred to herein; or (ii) an offer to sell or a solicitation or an offer for purchase of any of the funds or products offered/managed by Helios Capital Asset Management (India) Private Limited ("AMC") Formerly Known as – Helios Capital Management (India) Pvt Ltd | Helios Capital Management Pte. Ltd. ("Sponsor" ); or (iii) an investment research or investment advice; or (iv) as guidelines, recommendations or as a professional guide for the readers. Investors/prospective investors should seek personal and independent advice regarding the appropriateness of investing in any of the products, securities, other investment, or investment strategies that may have been discussed or referred herein and should understand that the views regarding future prospects may or may not be realized. In no event shall the Sponsor, the AMC, their respective directors, employees, affiliates or representatives, etc. (hereinafter referred to as "Helios") shall be liable in any way for any direct, indirect, special, incidental, consequential, punitive or exemplary damages, including on account of lost profits arising from the information provided herein. The details, views, suggestions, illustrations, strategies, investment philosophy, etc. are collectively stated as 'Information' in this document which is subject to changes from time without any prior intimation to the readers. Information gathered used herein is believed to be from reliable sources. The AMC/Sponsor however does not warrant the accuracy, reasonableness and/or completeness of any information. If the said Information contains any mistakes, omissions, inaccuracies and typographical errors, etc. Helios assumes no responsibility thereof. Any action on your part on the basis of the said Information is at your own risk and responsibility. The AMC/Sponsor reserves right to correct any part of the said Information at any time as and when required at its sole discretion. The Information contained in this document shall not be reproduced, stored in a retrieval system, or transmitted, on any form or by any means, electronic, mechanical, photocopying, recording, or otherwise, in part or whole without the prior written permission of the AMC/Sponsor.

**Mutual Fund investments are subject to market risks, read all scheme related documents carefully.**

## Helios AMC Corporate Office – Mumbai

502 B, 5<sup>th</sup> Floor, The Capital, Plot C70,  
Bandra Kurla Complex, Bandra East, Mumbai – 400051 Tel: 022 – 67319600

### Delhi

TR 8 & 9, AltF Statesman House, 5th Floor, Wing A,  
Statesman House, 148, Barakhamba Road, New Delhi –  
110001

### Pune

The Pavillion – Redbrick Offices Limited Business Suite  
no. 516 Level 5 & 6, S.B Road Laxmi Colony, Pune-411016

### Chandigarh

M3-03, 3<sup>rd</sup> Floor, SCO 32-34,  
Sector 17-C, Chandigarh – 160017

### Chennai

Office – Door No – 683, Level 6, 10/11 Dr.Radha Krishnan  
Salai, Mylapore, Chennai – 600004, India.

### Raipur

Sjain Ventures Limited – Cabin no. 2.1, Ground  
Floor, Sjain, C-246/6, Vallabh Nagar, Near Sant  
Dnyaneshwar School, Raipur (C.G.) Pin – 492001

### Vadodara

DevX Coworking ,10<sup>th</sup> Floor, Notus IT Park,  
Sarabhai Campus, Bhailal Amin Marg,  
Vadodara – 390023

### Patna

AAA Coworking, Unit no. 301, 3<sup>rd</sup> Floor, Bhagwati Dwarka  
Arcade, Exhibition Road, Patna – 800001

### Bengaluru

Novel Office – No 8/2, Ulsoor Rd, Yellappa Chetty Layout, Halasuru,  
Bengaluru, Karnataka 560042.

### Hyderabad

Awfis Space Solutions – Oyster Complex,  
Somajiguda, Greenlands Road, Hyderabad 500016

### Bhubaneswar

Plot No-9N6, Cowork Venue 1st Floor, New Annex Building Arch Bishop's  
House, Satya Nagar, Bhubaneswar,  
Odisha-751007

### Nagpur

SAS Business Centre, Block – 501, Level 5, Landmark building ,  
Ramdaspath, Wardha road, Nagpur – 440010

### Ludhiana

SCO – 120, 3rd Floor, Feroze Gandhi Market, Above Kotak Mahindra Bank,  
Ludhiana, Punjab-141001

### Nashik

Office No. 401/Regus Nashik Uttam Towers, Besides St. Andrew's Church,  
Sharanpur road, Nashik,  
Maharashtra-422002

### Kozhikode

HHC Space Management Hoffice,  
2nd and 3rd Floor COXSWAIN 23, Beach Road, Opp. Corporation Office,  
Kozhikode, Kerala, 673032

### Jamshedpur

Magic Touch Co-Working Space, Cabin No – 514, Magic  
Touch, 2<sup>nd</sup> Floor , Om Towers, Q Road Corner, South Park,  
Bistupur, Jamshedpur- 831001, Jharkhand

### Surat

WorkSpaceCo., Cabin no – D5, WorkSpaceCo.,  
4<sup>th</sup> Floor, Kalp Business Centre, City light, Surat – 395007  
Region: Western, State: Gujarat

### Kolkata

Kankaria Estate, 6, Little Russel Street,  
5<sup>th</sup> Floor, Kolkata – 700071

### Lucknow

Awfis Space Solutions Pvt Ltd, Fun Republic Mall, Lohia PathNehru  
Enclave, Gomti Nagar Lucknow – 226010

### Jaipur

Phoebus Business Solution Pvt. Ltd, Office, No.-217, 2<sup>nd</sup> Floor, K-12,  
Arcade, Malviya Marg, C-Scheme, Jaipur – 302001, Rajasthan

### Ahmedabad

SSPACIA 06th Floor, Mercado, Opp, Municipal Market, C. G. Road,  
Ahmedabad, Gujarat- 380009

### Coimbatore

MyBranch Services Private Limited  
2<sup>nd</sup> Floor, The Avenue, 210 / 5, E TV Swamy Rd,  
R.S. Puram, Coimbatore, Tamil Nadu 641002

### Indore

Office No. 333, 3<sup>rd</sup> Floor, DNR 90, unit No. 301, 569 / 3 M. G. Road,  
Above DP Jewellers, Near Rajani Bhawan,  
Indore, Madhya Pradesh 452003

### Kanpur

IA India Accelerator Private Limited, 5<sup>th</sup> Floor, Part-B, Chandak  
Imperial Square, Unit No. 501, 16 / 105, Mall Road, Kanpur,  
Uttar Pradesh –208001., Region: North, State: Uttar Pradesh





**Thank You**

