

# The Next Leaders Are Still Small








## Helios Small Cap Fund

(Small Cap Fund – An open-ended equity scheme predominantly investing in small cap stocks)



Helios Mutual Fund SEBI Registration Number: MF/079/23/05

### Fund Details:

	Month End AUM:	<b>Rs. 932.43 Cr</b>
	Monthly AVG AUM:	<b>Rs. 848.02 Cr</b>
	Benchmark:	<b>NIFTY Small Cap 250 (TRI)</b>
	Category:	<b>Small Cap Fund</b>
	Exit Load:	(i) If units redeemed or switched out within 3 months from the date of allotment – 1% of the applicable NAV (ii) If redeemed/switched out after 3 months from the date of allotment – Nil
	Entry Load:	Not Applicable.
	Minimum Application Amount:	<b>Rs. 5000</b>

### Fund Managers:

**Alok Bahl**  
Experience: 33  
Years

**Pratik Singh**  
Experience: 10 Years

### Portfolio Positioning:



Multi-Decade Market Expertise



Trademark Elimination Investing Philosophy



Identifying Tomorrow's Mid Caps and Large Caps



Gradual Position Building To manage risk and volatility.



A blend of proven potential leaders and emerging, under-owned opportunities.



Aims to act early to limit losses and protect gains.

### Fund Strategy:

#### We Start With What NOT To Buy!



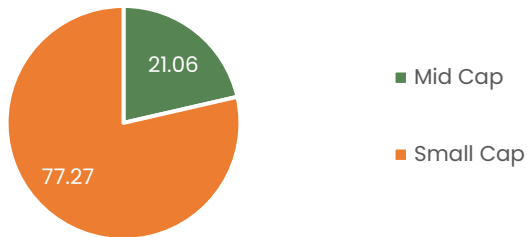
### Top 10 Stocks

Stocks	% Of AUM
MTAR technologies Ltd.	2.43
Voltamp Transformers Ltd.	1.94
Shadowfax Technologies Ltd.	1.93
Data Patterns (India) Ltd.	1.93
TD Power Systems Ltd.	1.89
City Union Bank Ltd.	1.81
Multi Commodity Exchange of India Ltd.	1.78
BSE Ltd.	1.70
Ather Energy Ltd.	1.69
Delhivery Ltd.	1.67
<b>Grand Total</b>	<b>18.77</b>

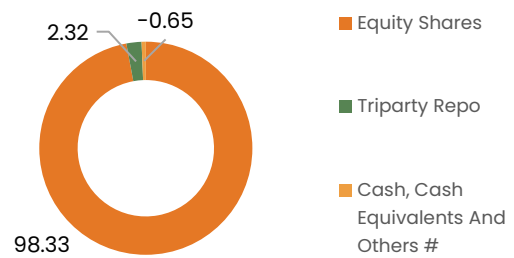
## Portfolio Analysis:

Concentration	Total No	Top 3 Holdings (%)	Top 5 Holdings (%)	Top 10 Holdings (%)
Sectors	15	50.94	70.72	92.24
Stocks	79	6.30	10.12	18.77

## Market Cap wise Allocation(%)

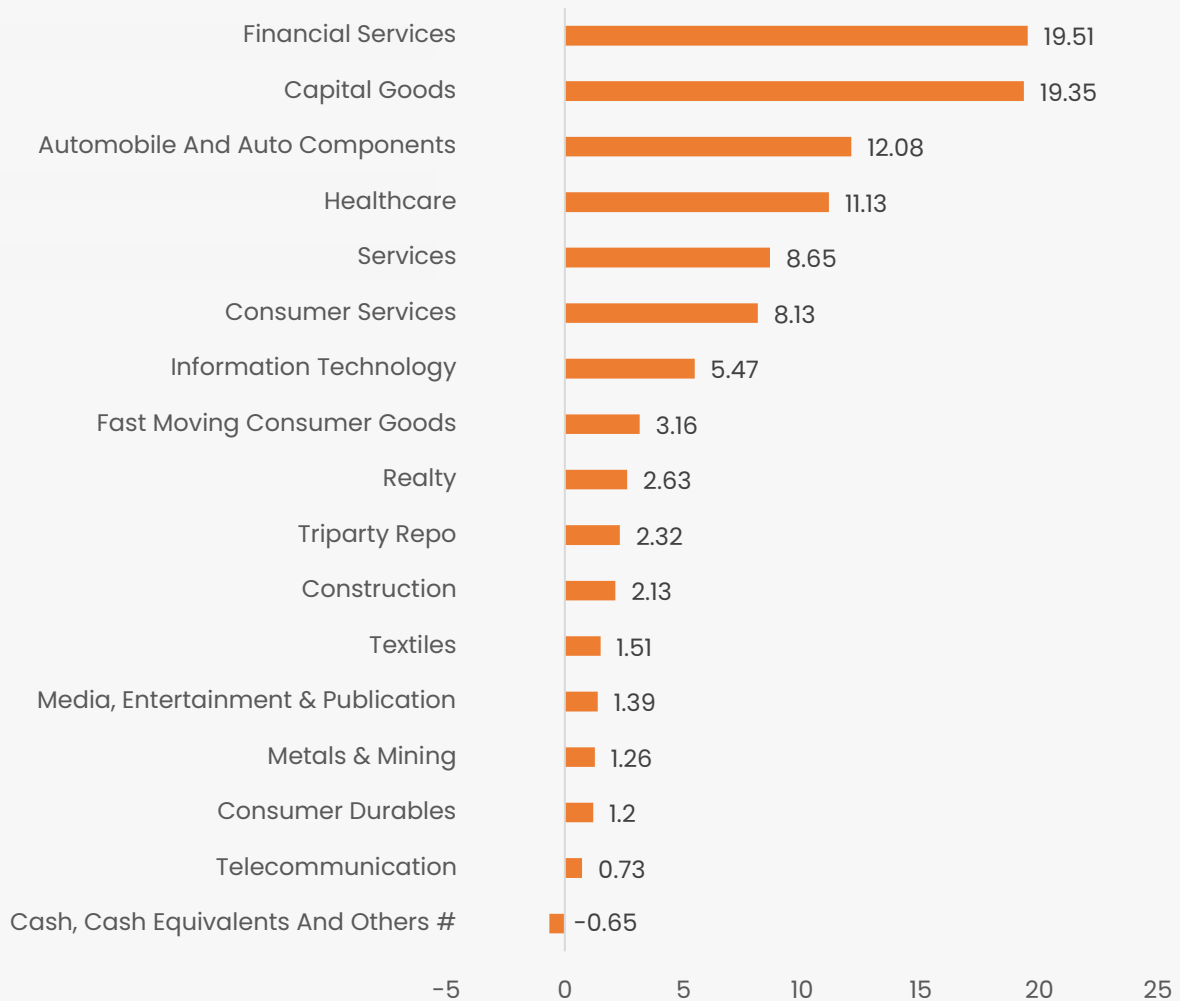


## Asset Allocation(%)

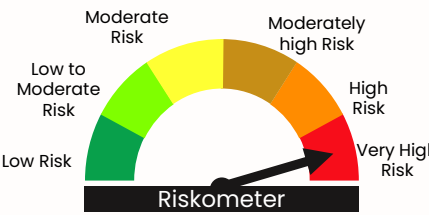
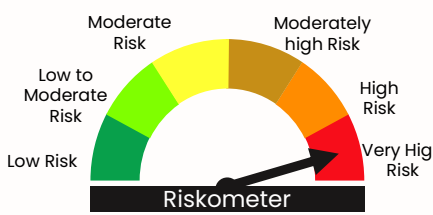


# Includes Term Deposit and Mutual Fund Units

## Sector Allocation(%)




# Includes Term Deposit and Mutual Fund Units

Scheme Name	Scheme #	Benchmark# (As per AMFI Tier I Benchmark i.e. NIFTY Small Cap 250 Total Return Index) <b>Risk-o-meter</b>
<p><b>Helios Small Cap Fund</b> (Small Cap Fund – An open-ended equity scheme predominantly investing in small cap stocks)</p> <p><b>This product is suitable for investors who are seeking*:</b></p> <ul style="list-style-type: none"> <li>• Long term wealth creation</li> <li>• Investment in equity and equity related securities predominantly of small cap companies.</li> </ul>	 <p>The risk of the scheme is Very High Risk</p>	 <p>The risk of the benchmark is Very High Risk</p>

\*Investors should consult their financial advisers if in doubt about whether the product is suitable for them.

#Above risk-o-meters are as on the date of this document. For latest risk-o-meter(s), investors are requested to refer periodical portfolio disclosure(s) available on the website of the Fund viz . [www.heliosmf.in](http://www.heliosmf.in)

The information provided on this document is meant only for general reading purposes and does not have regard to specific investment objectives, financial situation and the particular needs of any specific person and therefore should not be construed as i) an offer or recommendation to buy or sell securities, commodities, currencies or other investments referred to herein; or ii) an offer to sell or a solicitation or an offer for purchase of any of the funds or products offered/managed by Helios Capital Asset management (India) Private Limited (“AMC”)/Helios Capital Management Pte. Ltd. (“Sponsor”); or iii) an investment research or investment advice; or iv) as guidelines, recommendations or as a professional guide for the readers. Investors/prospective investors should seek personal and independent advice regarding the appropriateness of investing in any of the products, securities other investment, or investment strategies that may have been discussed or referred herein and should understand that the views regarding future prospects may or may not be realized. In no event shall the Sponsor, the AMC, their respective directors, employees, affiliates or representatives, etc. (hereinafter referred to as “Helios”) shall be liable in any way for any direct, indirect, special, incidental, consequential, punitive or exemplary damages, including on account of lost profits arising from the information provided herein. The details, views, suggestions, illustrations, strategies, investment philosophy, etc. are collectively stated as ‘Information’ in this document which is subject to changes from time without any prior intimation to the readers. Information gathered used herein is believed to be from reliable sources. The AMC/Sponsor however does not warrant the accuracy, reasonableness and/or completeness of any information. If the said Information contains any mistakes, omissions, inaccuracies and typographical errors, etc. Helios assumes no responsibility thereof. Any action on your part on the basis of the said Information is at your own risk and responsibility. The AMC/Sponsor reserves right to correct any part of the said Information at any time as and when required at its sole discretion. The information contained in this document shall not be reproduced, stored in a retrieval system, or transmitted, on any form or by any means, electronic, mechanical, photocopying, recording, or otherwise, in part or whole without the prior written permission of the AMC/Sponsor.



All data as on 30<sup>th</sup> April 2026, unless otherwise specified

**Mutual Fund investments are subject to market risks, read all scheme related documents carefully**

**Helios Capital Asset Management (India) Pvt Ltd.**

502, 5th Floor, The Capital, Plot C 70, G-Block, Bandra Kurla Complex, Bandra East, Mumbai – 400051 Tel: 022 – 67319600