

# FACTSHEET

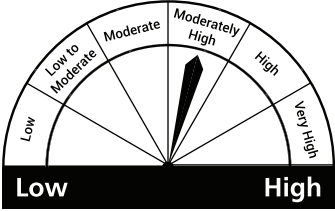
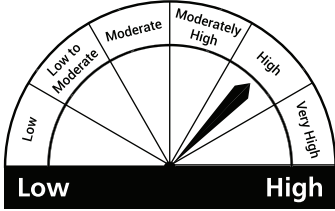
March 2024

## Helios Balanced Advantage Fund

(An open ended Dynamic Asset Allocation Fund)

In life & in investing,  
protecting oneself during volatility is the holy grail of success

### Product Labelling and Risk-O-meter

Scheme Name	Scheme Risk-o-meter <sup>#</sup>	Benchmark (CRISIL Hybrid 50+50 – Moderate Total Return Index (TRI)) Risk-o-meter
<p><b>Helios Balanced Advantage Fund</b> (An open-ended dynamic asset allocation fund)</p> <p>This product is suitable for investors who are seeking*:</p> <ul style="list-style-type: none"> <li>▶ Long term wealth creation</li> <li>▶ Investment in a dynamically managed portfolio of equity &amp; equity related instruments and debt &amp; money market securities</li> </ul>	 <p>Investors understand that their principal will be at Moderately High Risk</p>	 <p>Benchmark Riskometer is at High Risk</p>

\*Investors should consult their financial advisers if in doubt about whether the product is suitable for them.

<sup>#</sup>Please note that the above risk-o-meter is as per the product labelling of the scheme available as on the date of this communication/disclosure. As Para 17.4 of SEBI Master Circular dated May 19, 2023 on product labelling (as amended from time to time), risk-o-meter will be calculated on a monthly basis based on the risk value of the scheme portfolio based on the methodology specified by SEBI in the above stated circular. The AMC shall disclose the risk-o-meter along with portfolio disclosure for all their schemes on their respective website and on AMFI website within 10 days from the close of each month. Any change in risk-o-meter shall be communicated by way of Notice cum Addendum and by way of an e-mail or SMS to unitholders of that particular scheme.

# HOW TO READ A MUTUAL FUND FACTSHEET?

**Fund Manager:** An employee of an asset management company such as mutual fund or life insurer, who manages investments of the scheme. He is usually part of a larger team of fund managers and research analysts.

**Application amount for fresh subscription:** This is the minimum investment amount for a new investor entering in a mutual fund scheme.

**Minimum Additional Amount:** This is the minimum investment amount for an existing investor in a mutual fund scheme.

**SIP:** Systematic Investment Plan (SIP) is an organized way of investing in Mutual Fund. It helps in building long term wealth through a disciplined approach of investing at pre-defined intervals ranging from daily, weekly, monthly and quarterly.

**NAV:** Net asset value or NAV is the total asset value per unit of the mutual fund after deducting all related and permissible expenses. The NAV is calculated at the end of every business day and it is the value at which investors enter or exit the mutual fund.

**Benchmark:** A group of securities, typically a market index, whose performance is used as a standard or benchmark to assess the performance of mutual funds and other investments. A few common benchmarks are the Nifty, Sensex, BSE 200, BSE 500, and 10-year Gsec.

**Exit load:** When an investor redeems mutual fund units, exit load is charged. At redemption, the exit load is subtracted from the current NAV. For instance if the NAV is Rs. 100 and the exit load is 1%, the investor will receive Rs. 99.

**Standard deviation:** Standard deviation is statistical measure of the range of an investment's performance. When a mutual fund has a high standard deviation, it means its range of performance is wide, implying greater volatility.

**Sharpe Ratio:** The Sharpe Ratio is measure of risk-adjusted returns. It is calculated using standard deviation and excess return to determine reward per unit of risk.

**Beta:** Beta is a measure of an investment's volatility vis-à-vis the market. A beta of greater than 1 implies that the security's price will be more volatile than the market. Beta of less than 1 means that the security will be less volatile than the market.

**AUM:** Assets under management or AUM refers to the recent cumulative market value of investments managed by Mutual fund or any investment firm.

**Holdings:** The holdings or the portfolio is a mutual fund's latest or updated reported statement of investments/securities. These are usually displayed in terms of percentage to net assets or the rupee value or both. The objective is to give investors an idea of where their money is being invested by the fund manager.

**Nature of Scheme:** The investment objective and underlying investments determine the nature of the mutual fund scheme. For instance, a mutual fund that aims at generating capital appreciation by investing in stock markets is an equity fund or growth fund. Likewise, a mutual fund that aims at capital preservation by investing in debt markets is a debt fund or income fund. Each of these categories may have sub-categories.

**Rating Profile:** Mutual funds invest in securities after evaluating their credit worthiness as disclosed by the ratings. A depiction of the mutual fund in various investments based on their rating becomes the rating profile of the fund. Typically, this is a feature of debt funds.

**Macaulay Duration:** Macaulay Duration is a measure of how long it takes for the price of a bond to be repaid by its internal cash

flows. Macaulay Duration is used only for an instrument with fixed cash flows. Modified Duration as the name suggests, is a modified version of the Macaulay model that accounts for changing interest rates.

**Modified Duration:** Modified duration is the price sensitivity and the percentage change in price for a unit change in yield.

**Average Maturity:** A bond's maturity date indicates the specific future date on which an investor gets his principal back i.e. the borrowed amount is repaid in full. Average Maturity is the weighted average of all the current maturities of the debt securities held in the fund.

**Yield to Maturity:** The yield to maturity or the YTM is the rate of return anticipated on a bond if held until maturity. It is expressed as an annual rate. The YTM factors in the bond's current market price, par value, couple interest rate and time to maturity

**IDCW:** Income Distribution cum Capital Withdrawal option or IDCW can be distributed out of investors' capital (Equalization Reserve), which is part of the sale price that represents realized gains.

**P/E Ratio:** The price-earnings ratio (P/E Ratio) is the relation between a company's share price and earnings per share (EPS). It denotes what the market is willing to pay for a company's profits.

**P/BV:** The price-to-book ratio compares a company's market value to its book value. The market value of a company is its share price multiplied by the number of outstanding shares.

**Dividend Yield:** The dividend yield is a financial ratio that shows how much a company pays out in dividends each year relative to its stock price.

**Interest Rate Swap (IRS):** An interest rate swap is a forward contract in which one stream of future interest payments is exchanged for another based on a specified principal amount. Interest rate swaps usually involve the exchange of a fixed interest rate for a floating rate, or vice versa, to reduce or increase exposure to fluctuations in interest rates.

**Potential Risk Class (PRC) Matrix:** In reference to Para 17.5 of SEBI Master Circular SEBI/HO/IMD/IMD-PoD-1/P/CIR/2023/74 on Mutual Funds dated May 19, 2023, all debt schemes will be classified in terms of a Potential Risk Class matrix which consists of parameters based on maximum interest rate risk (measured by Macaulay Duration (MD) of the scheme) and maximum credit risk (measured by Credit Risk Value (CRV) of the scheme).

**R Squared:** It is a statistical measure of how closely the portfolio returns are correlated with its benchmark.

**Inception date:** Means the allotment date of the respective scheme.

# Helios Flexi Cap Fund

(An open ended dynamic equity scheme investing across large cap, mid cap & small cap stocks.)

## Investment Objective

Data As On March 31, 2024

To generate long-term capital appreciation by investing predominantly in equity & equity related instruments across market capitalization. However, there is no assurance or guarantee that the investment objective of the Scheme will be achieved.

### FUND FEATURES

**Scheme Category:** Flexi Cap Fund

**Benchmark:** NIFTY 500 (Total Returns Index)

**Plans and Options:** Direct and Regular Plan, each with Growth and IDCW Option (Re-investment, Transfer, Pay-out Sub-Option)

**Inception Date :** 13th November 2023

**Minimum Investment Amount:** Rs. 5,000/- (plus in multiple of Re.1)

**Additional Investment Amount:** Rs.1,000/- (plus in multiple of Re.1)

**Fund Manager:** Mr. Alok Bahl (Since Inception / Overall 32 years of experience)

Mr. Apurva Sharma (Since Inception / Overall 15 years of experience)

**Entry Load:** NA

**Exit Load:** (i) If units redeemed or switched out are upto 10% (limit) of the units purchased or switched in within 3 months from the date of allotment – Nil

(ii) If units redeemed or switched out are over and above the limit within 3 months from the date of allotment – 1% of the applicable NAV

(iii) If redeemed/switched out after 3 months from the date of allotment – Nil

**Face Value per Unit:** Rs. 10

### AUM Details

**Monthly Avg AUM** ₹ 1,044.83 Crores

**Month end AUM** ₹ 1,098.99 Crores

### Total Expense Ratio<sup>#</sup>

**Regular Plan** 2.15%

**Direct Plan** 0.57%

### NAV (Data as on March 31, 2024)

**Option / Plan** NAV p.u

Regular Plan - IDCW Option 11.9300

Regular Plan - Growth Option 11.9300

Direct Plan - IDCW Option 12.0000

Direct Plan - Growth Option 12.0000

### Portfolio Turnover\* (Times)

**Equity Turnover** 0.19

**Total Turnover** 0.19

<sup>#</sup>Total Expense Ratio is as on the last business day of the month and includes Additional Expenses and Goods & Service Tax on Management Fees.

\*Portfolio Turnover = lower of total sale or total purchase for the last 12 months (including equity derivatives) upon Avg. AUM of trailing twelve months.

Note : Portfolio Beta, Standard Deviation, R Squared and Sharpe Ratio of the Scheme is not computed owing to the short time frame (<3years) since launch of the Scheme

The scheme currently does not have Income Distribution History.

### Portfolio

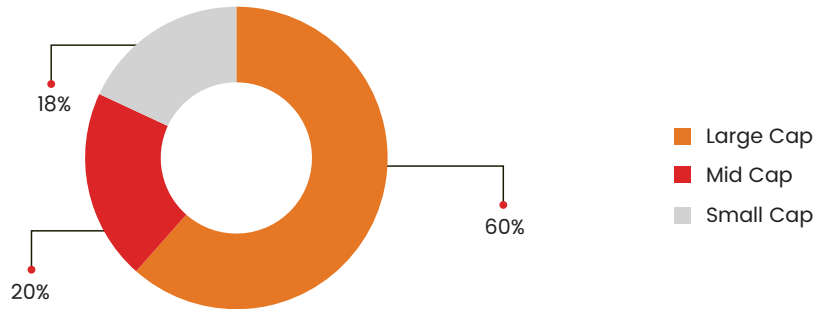
Asset Description	% of Aum
<b>Equity Shares</b>	<b>97.25</b>
<b>Financial Services</b>	<b>34.96</b>
• HDFC Bank Ltd.	7.88
• ICICI Bank Ltd.	6.00
• State Bank of India	4.35
• Canara Bank	2.61
Motilal Oswal Financial Services Ltd.	2.13
Indusind Bank Ltd.	1.99
Axis Bank Ltd.	1.75
Shriram Finance Ltd.	1.57
Multi Commodity Exchange Of India Ltd.	1.33
PNB Housing Finance Ltd.	1.28
Cholamandalam Investment & Finance Co. Ltd.	1.27
360 One Wam Ltd.	1.21
One 97 Communications Ltd.	0.89
Central Depository Services (I) Ltd.	0.70
<b>Consumer Services</b>	<b>12.43</b>
• Zomato Ltd.	4.34
Juniper Hotels Ltd.	2.39
The Indian Hotels Company Ltd.	1.67
Lemon Tree Hotels Ltd.	1.54
Indian Railway Catering & Tourism Corporation Ltd.	1.40
Westlife Foodworld Ltd.	0.58
Electronics Mart India Ltd.	0.51
<b>Healthcare</b>	<b>9.02</b>
Torrent Pharmaceuticals Ltd.	2.00
JB Chemicals & Pharmaceuticals Ltd.	1.82
Fortis Healthcare Ltd.	1.57
Piramal Pharma Ltd.	1.26
Apollo Hospitals Enterprise Ltd.	1.20
Glaxosmithkline Pharmaceuticals Ltd.	1.17
<b>Services</b>	<b>6.79</b>
• Adani Ports And Special Economic Zone Ltd.	3.86
Interglobe Aviation Ltd.	2.33
Blue Dart Express Ltd.	0.60
<b>Fast Moving Consumer Goods</b>	<b>5.77</b>
• Varun Beverages Ltd.	2.89
ITC Ltd.	1.93
Mrs. Bectors Food Specialities Ltd.	0.95
<b>Oil, Gas &amp; Consumable Fuels</b>	<b>5.29</b>
• Hindustan Petroleum Corporation Ltd.	3.16
Bharat Petroleum Corporation Ltd.	2.13
<b>Capital Goods</b>	<b>4.86</b>
Honeywell Automation India Ltd.	1.83
Bharat Electronics Ltd.	1.63
AIA Engineering Ltd.	0.92
Timken India Ltd.	0.48
<b>Telecommunication</b>	<b>3.44</b>
• Bharti Airtel Ltd.	3.44
<b>Consumer Durables</b>	<b>3.42</b>
Dixon Technologies (India) Ltd.	2.02
Titan Company Ltd.	1.40
<b>Construction</b>	<b>2.85</b>
• Larsen & Toubro Ltd.	2.85
<b>Power</b>	<b>2.41</b>
NTPC Ltd.	2.41
<b>Information Technology</b>	<b>2.08</b>
KPIT Technologies Ltd.	2.08
<b>Realty</b>	<b>1.76</b>
The Phoenix Mills Ltd.	1.76
<b>Chemicals</b>	<b>0.91</b>
Solar Industries India Ltd.	0.91
<b>Automobile And Auto Components</b>	<b>0.67</b>
Landmark Cars Ltd.	0.67
<b>Textiles</b>	<b>0.59</b>
Ganisha Ecosphere Ltd.	0.59
<b>Triparty Repo</b>	<b>2.81</b>
Ccil-Clearing Corporation Of India Ltd (Cblo)	2.81
<b>Cash, Cash Equivalents And Others</b>	<b>-0.06</b>
<b>Grand Total</b>	<b>100.00</b>

• Top 10 Equity Holdings

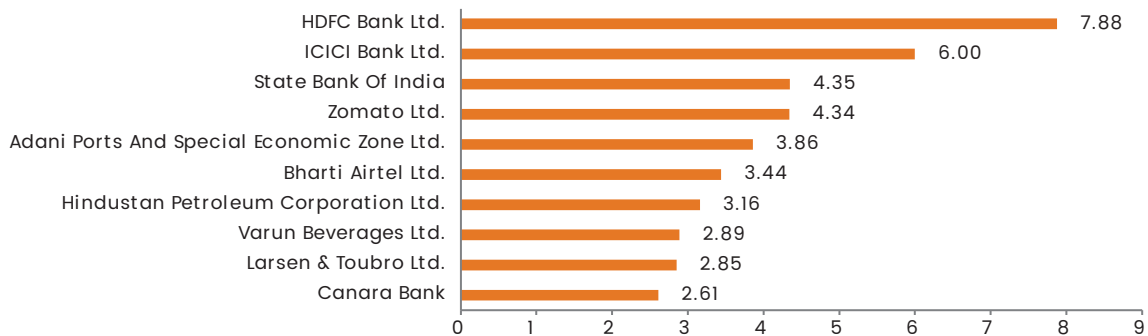
# Helios Flexi Cap Fund

(An open ended dynamic equity scheme investing across large cap, mid cap & small cap stocks.)

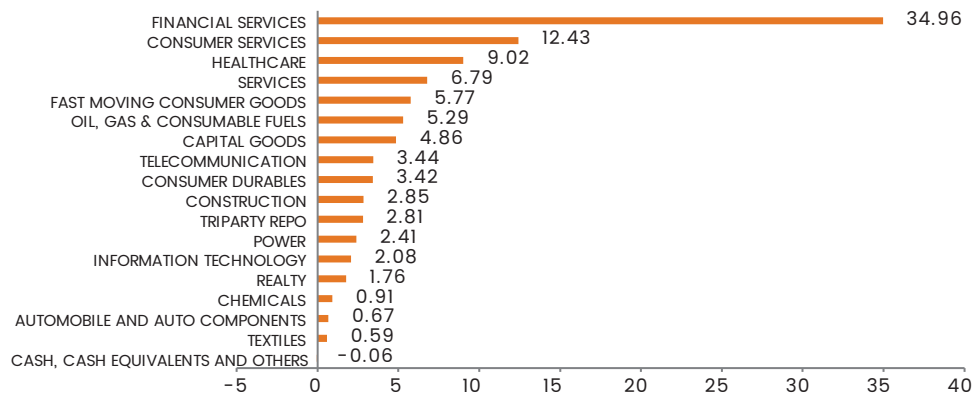
## Market Cap (Data as on March 31, 2024)



## Top Ten Stocks (Data as on March 31, 2024)



## Industry Allocation (Data as on March 31, 2024)



## We have our Skin in the Game

The combined investments by the AMC, Directors, Trustees, employees & their immediate relatives in Helios Flexi Cap Fund amounts to INR 45.08 Crores of AUM as at March 31, 2024. Out of the above:

- Value of total investments of Helios AMC as per para 6.9 of SEBI Master Circular relating to Alignment of interest of Asset Management Companies ('AMCs') with the unitholders of the Mutual Fund Schemes as at March 31, 2024 is INR 1.20 Crores.
- Value of total investments of designated employees of Helios AMC as per para 6.10 of SEBI Master Circular relating to Alignment of interest of Designated Employees of Asset Management Companies ('AMCs') with the unitholders of the Mutual Fund Schemes as at March 31, 2024 is INR 0.47 crores.

# Helios Balanced Advantage Fund

(An open-ended dynamic asset allocation fund)



## Investment Objective

Data As On March 31, 2024

The investment objective of the scheme is to capitalize on the potential upside of equities while attempting to limit the downside by dynamically managing the portfolio through investment in equity & equity related instruments and active use of debt, money market instruments and derivatives.

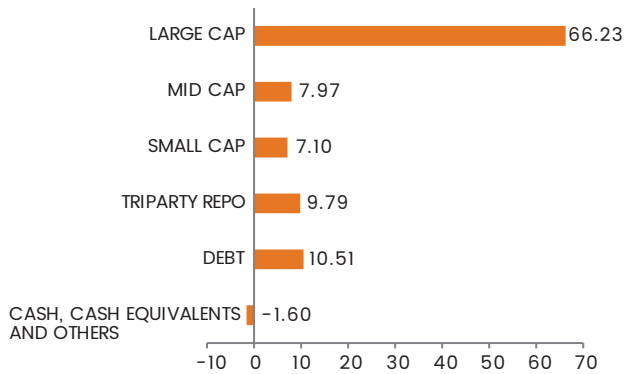
However, there can be no assurance that the investment objective of the Scheme will be realized.

FUND FEATURES		Portfolio			
<b>Scheme Category:</b> Balanced Advantage Fund		<b>Asset Description</b>	<b>Rating</b>	<b>% of Aum</b>	<b>Derivatives% of Aum</b>
<b>Benchmark:</b> CRISIL Hybrid 50+50 – Moderate Total Return Index (TRI)		<b>FINANCIAL SERVICES</b>		<b>23.12</b>	
<b>Plans and Options:</b> Direct and Regular Plan, each with Growth and IDCW Option		● HDFC BANK LTD.		8.22	-3.24
<b>Inception Date :</b> 28th March 2024		● HDFC LIFE INSURANCE COMPANY LTD.		4.26	-4.30
<b>Minimum Investment Amount (lumpsum) :</b> Lumpsum investment: Rs. 5,000 and in multiples of Re. 1 thereafter		● ICICI BANK LTD.		2.43	
<b>Additional Investment Amount (lumpsum) :</b> Rs 1,000/- per application and in multiples of Re. 1/- thereafter		STATE BANK OF INDIA		1.76	
<b>Fund Manager:</b> Mr. Alok Bahl (for equities) (Since Inception / Overall 32 years of experience)		MOTILAL OSWAL FINANCIAL SERVICES LTD.		1.20	
Mr. Pratik Singh (for equities) (Since Inception / Overall 8 years of experience)		CANARA BANK		1.05	
Mr. Utssav Modi (for Fixed Income securities) (Since Inception / Overall 11 years of experience)		SHRIRAM FINANCE LTD.		0.95	
<b>Entry Load:</b> NA		INDUSIND BANK LTD.		0.81	
<b>Exit Load:</b> (i) If units redeemed or switched out are upto 10% (limit) of the units purchased or switched in within 3 months from the date of allotment – Nil		AXIS BANK LTD.		0.71	
(ii) If units redeemed or switched out are over and above the limit within 3 months from the date of allotment – 1% of the applicable NAV		CHOLAMANDALAM INVESTMENT & FINANCE CO. LTD.		0.51	
(iii) If units are redeemed/switched out after 3 months from the date of allotment – Nil		MULTI COMMODITY EXCHANGE OF INDIA LTD.		0.51	
<b>Face Value per Unit:</b> Rs. 10		360 ONE WAM LTD.		0.46	
		PNB Housing FINANCE LTD.		0.25	
		<b>OIL, GAS &amp; KONSUMABLE FUELS</b>		<b>10.13</b>	
		● RELIANCE INDUSTRIES LTD.		5.88	-5.92
		BHARAT PETROLEUM CORPORATION LTD.		1.43	
		GAIL (INDIA) LTD.		1.43	-1.44
		HINDUSTAN PETROLEUM CORPORATION LTD.		1.39	
		<b>FAST MOVING CONSUMER GOODS</b>		<b>10.08</b>	
		● HINDUSTAN UNILEVER LTD.		6.50	-6.56
		ITC Ltd.		1.83	
		MRS. BECTORS FOOD SPECIALITIES LTD.		0.97	
		VARUN BEVERAGES LTD.		0.78	
		<b>INFORMATION TECHNOLOGY</b>		<b>7.38</b>	
		● TATA CONSULTANCY SERVICES LTD.		5.42	-5.46
		KPIT TECHNOLOGIES LTD.		1.96	
		<b>AUTOMOBILE AND AUTO COMPONENTS</b>		<b>6.17</b>	
		● MAHINDRA & MAHINDRA LTD.		5.91	-5.95
		LANDMARK CARS LTD.		0.26	
		<b>CONSUMER SERVICES</b>		<b>5.05</b>	
		ZOMATO LTD.		1.75	
		INDIAN RAILWAY CATERING & TOURISM CORPORATION LTD.		0.96	
		JUNIPER HOTELS LTD.		0.92	
		THE INDIAN HOTELS COMPANY LTD.		0.64	
		LEMON TREE HOTELS LTD.		0.59	
		ELECTRONICS MART INDIA LTD.		0.19	
		<b>HEALTHCARE</b>		<b>3.87</b>	
		TORRENT PHARMACEUTICALS LTD.		1.40	
		JB Chemicals & PHARMACEUTICALS LTD.		0.99	
		PIRAMAL PHARMA LTD.		0.76	
		FORTIS HEALTHCARE LTD.		0.40	
		APOLLO HOSPITALS ENTERPRISE LTD.		0.32	
		<b>SERVICES</b>		<b>2.50</b>	
		ADANI PORTS AND SPECIAL ECONOMIC ZONE LTD.		1.56	
		INTERGLOBE AVIATION LTD.		0.94	
		<b>CONSTRUCTION</b>		<b>2.38</b>	
		LARSEN & TOUBRO LTD.		2.38	
		<b>TELECOMMUNICATION</b>		<b>2.30</b>	
		BHARTI AIRTEL LTD.		2.30	
		<b>CONSTRUCTION MATERIALS</b>		<b>2.06</b>	
		AMBUJA CEMENTS LTD.		2.06	-2.07
		<b>CAPITAL GOODS</b>		<b>1.84</b>	
		HONEYWELL AUTOMATION INDIA LTD.		1.18	
		BHARAT ELECTRONICS LTD.		0.66	
		<b>CHEMICALS</b>		<b>1.43</b>	
		SRF Ltd.		1.43	
		<b>CONSUMER DURABLES</b>		<b>1.34</b>	
		DIXON TECHNOLOGIES (INDIA) LTD.		0.77	
		TITAN COMPANY LTD.		0.57	
		<b>POWER</b>		<b>0.98</b>	
		NTPC LTD.		0.98	
		<b>REALTY</b>		<b>0.67</b>	
		THE PHOENIX MILLS LTD.		0.67	
		<b>Sub Total</b>		<b>81.30</b>	<b>-34.94</b>
		<b>Treasury Bills</b>		<b>10.51</b>	
		● 364 DAY T-BILL 01.08.24	SOVEREIGN	3.52	
		● 182 DAY T-BILL 08.08.24	SOVEREIGN	3.51	
		● 364 DAY T-BILL 03.10.24	SOVEREIGN	3.48	
		<b>CASH, CASH EQUIVALENTS AND OTHERS</b>		<b>8.19</b>	
		<b>Total</b>		<b>100.00</b>	
		● Top 10 Equity Holdings			
<b>AUM Details</b>					
Monthly Avg AUM	₹ 138.28 Crores				
Month end AUM	₹ 138.90 Crores				
<b>Total Expense Ratio<sup>#</sup></b>					
Regular Plan	2.37%				
Direct Plan	0.71%				
<b>NAV (Data as on March 31, 2024)</b>					
Option / Plan	NAV p.u				
Regular Plan - IDCW Option	10.1200				
Regular Plan - Growth Option	10.1200				
Direct Plan - IDCW Option	10.1200				
Direct Plan - Growth Option	10.1200				
<b>Portfolio Turnover* (Times)</b>					
Equity Turnover	0.35				
Total Turnover	0.35				
<sup>#</sup> Total Expense Ratio is as on the last business day of the month and includes Additional Expenses and Goods & Service Tax on Management Fees.					
<sup>*</sup> Portfolio Turnover = lower of total sale or total purchase for the last 12 months (including equity derivatives) upon Avg. AUM of trailing twelve months.					
Note : Portfolio Beta, Standard Deviation, R Squared and Sharpe Ratio of the Scheme is not computed owing to the short time frame (<3years) since launch of the Scheme					
The scheme currently does not have Income Distribution History.					

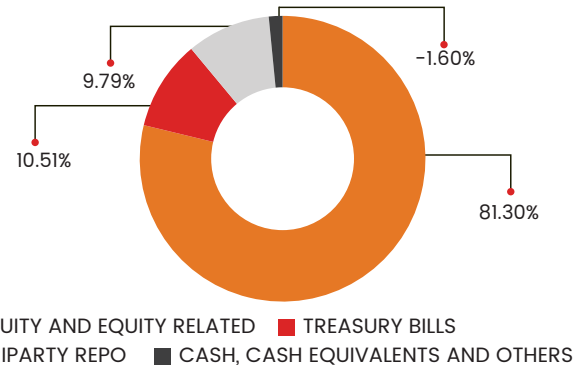
# Helios Balanced Advantage Fund

(An open-ended dynamic asset allocation fund)

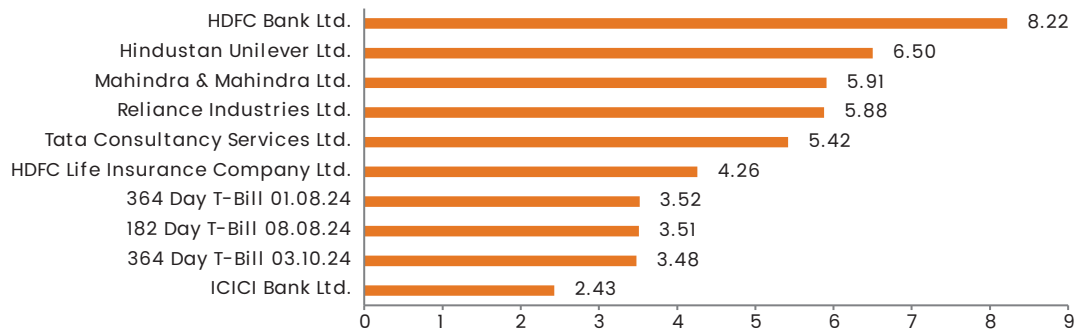
## Asset Category Details (Data as on March 31, 2024)



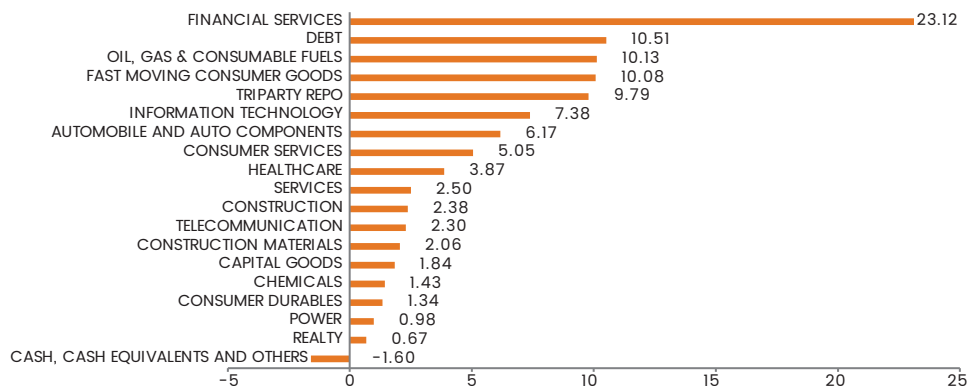
## Rating Details (Data as on March 31, 2024)



## Top Ten Stocks (Data as on March 31, 2024)



## Industry Allocation (Data as on March 31, 2024)



## We have our Skin in the Game

The combined investments by the AMC, Directors, Trustees, employees & their immediate relatives in Helios Balanced Advantage Fund amounts to INR 5.25 Crores of AUM as at March 31, 2024. Out of the above:

- Value of total investments of Helios AMC as per para 6.9 of SEBI Master Circular relating to Alignment of interest of Asset Management Companies ('AMCs') with the unitholders of the Mutual Fund Schemes as at March 31, 2024 is INR 2.02 Crores.
- Value of total investments of designated employees of Helios AMC as per para 6.10 of SEBI Master Circular relating to Alignment of interest of Designated Employees of Asset Management Companies ('AMCs') with the unitholders of the Mutual Fund Schemes as at March 31, 2024 is INR 0.00 crores.

# Helios Overnight Fund

(An open ended debt scheme investing in overnight securities. Relatively Low Interest Rate Risk and Relatively Low Credit Risk.)

## Investment Objective

Data As On March 31, 2024

The primary objective of the Scheme is to seek to generate returns commensurate with low risk and providing high level of liquidity, through investments made in debt and money market securities having maturity of 1 business day including TREPS (Tri-Party Repo) and Reverse Repo. However, there is no assurance or guarantee that the investment objective of the Scheme will be achieved.

### FUND FEATURES

**Scheme Category:** Overnight Fund

**Benchmark:** CRISIL Liquid Overnight Index

**Plans and Options:** Direct and Regular Plan, each with Growth and Daily IDCW Re-investment Option

**Inception Date:** 25th October 2023

**Minimum Investment Amount:** Growth Option: Rs. 5,000 and in multiples of Re. 1 thereafter.

Daily IDCW Re-investment Option: Rs. 25,000 and in multiples of Re. 1 thereafter.

**Additional Investment Amount:** Rs 1,000/- per application and in multiples of Re. 1/- thereafter

**Fund Manager:** Mr. Alok Bahl (Since Inception / Overall 32 years of experience)

Mr. Utssav Modi (Since Inception / Overall 11 years of experience)

**Entry Load:** NA

**Exit Load:** NIL

**Face Value per Unit:** Rs. 1,000

### AUM Details

**Monthly Avg AUM** ₹ 100.83 Crores

**Month end AUM** ₹ 112.60 Crores

### Total Expense Ratio<sup>#</sup>

**Regular Plan** 0.15%

**Direct Plan** 0.10%

### Other Parameters (Data as on March 31, 2024)

**Average Maturity** 1 day

**Modified Duration** 1 day

**Macaulay Duration** 1 day

**Yield to Maturity (Annualised)** 7.15%

<sup>#</sup>Total Expense Ratio is as on the last business day of the month and includes Additional Expenses and Goods & Service Tax on Management Fees.

The scheme currently does not have income other than daily income Distribution History.

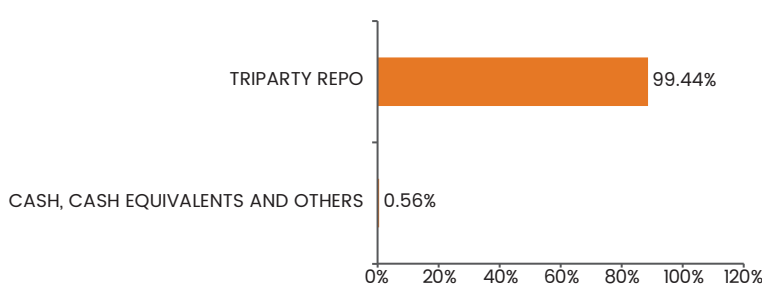
### Portfolio

Asset Description	Issuer	% of Aum
Triparty Repo	CCIL - Clearing Corporation of India Ltd. (CBLO)	99.44
Cash, Cash Equivalents and Others		0.56
<b>Grand Total</b>		<b>100.00</b>

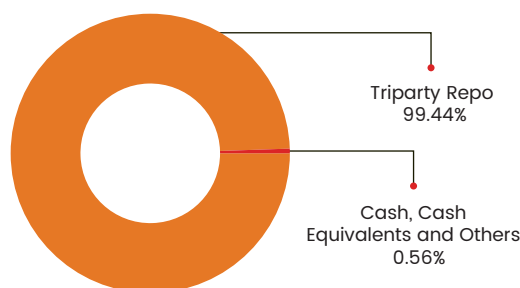
### NAV (Data as on March 31, 2024)

Option / Plan	NAV p.u
Regular Plan - IDCW Option	1,000.5726
Regular Plan - Growth Option	1,029.4408
Direct Plan - IDCW Option	1,000.6886
Direct Plan - Growth Option	1,029.6649

### Asset Details



### Rating Details



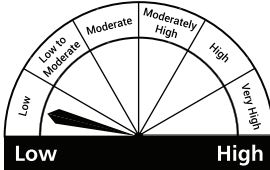
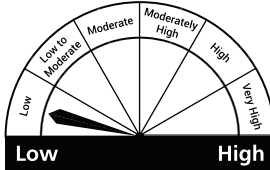
### Potential Risk Class (PRC)

Credit Risk of the scheme → Interest Rate Risk of the scheme ↓	Relatively Low (Class A)	Moderate (Class B)	Relatively High (Class C)
	Relatively Low (Class I)	A-I	
Moderate (Class II)			
Relatively High (Class III)			

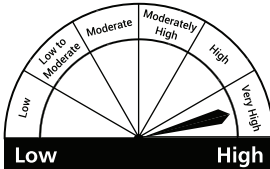
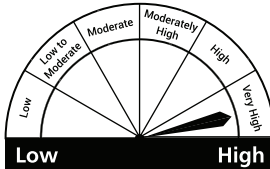
A-I - A Scheme with Relatively Low Interest Rate Risk and Relatively Low Credit Risk.

The PRC matrix denotes the maximum risk that the respective Scheme can take i.e. maximum interest rate risk (measured by Macaulay Duration of the Scheme) and maximum credit risk (measured by credit risk value of the Scheme)

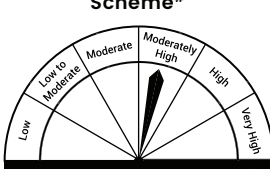
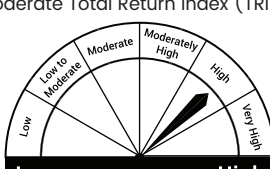


<p><b>Scheme#</b></p>  <p>Investors understand that their principal will be at low risk</p>	<p><b>Benchmark (CRISIL Liquid Overnight Index)</b></p>  <p>Benchmark Riskometer is at low risk</p>	<p><b>Helios Overnight Fund</b> (An open ended debt scheme investing in overnight securities Relatively Low Interest Rate Risk and Relatively Low Credit Risk.)</p> <p>This product is suitable for investors who are seeking*:</p> <ul style="list-style-type: none"> <li>Income over short term and high liquidity</li> <li>Investment in debt &amp; money market instruments with overnight maturity</li> </ul>
--	--	--

\*Investors should consult their financial advisers if in doubt about whether the product is suitable for them.

<p><b>Scheme#</b></p>  <p>Investors understand that their principal will be at Very High risk</p>	<p><b>Benchmark (NIFTY 500 TRI)</b></p>  <p>Benchmark Riskometer is at Very High Risk</p>	<p><b>Helios Flexi Cap Fund</b> (An open-ended dynamic equity scheme investing across large cap, mid cap &amp; small cap stocks.)</p> <p>This product is suitable for investors who are seeking*:</p> <ul style="list-style-type: none"> <li>Long term wealth creation</li> <li>Investment predominantly in equity and equity related instruments across large cap, mid cap and small cap stocks</li> </ul>
--	--	---

\*Investors should consult their financial advisers if in doubt about whether the product is suitable for them.

<p><b>Scheme#</b></p>  <p>Investors understand that their principal will be at Moderately High risk</p>	<p><b>Benchmark (CRISIL Hybrid 50+50 - Moderate Total Return Index (TRI))</b></p>  <p>Benchmark Riskometer is at High Risk</p>	<p><b>Helios Balanced Advantage Fund</b> (An open-ended dynamic asset allocation fund)</p> <p>This product is suitable for investors who are seeking*:</p> <ul style="list-style-type: none"> <li>Long term wealth creation</li> <li>Investment in a dynamically managed portfolio of equity &amp; equity related instruments and debt &amp; money market securities.</li> </ul>
---	--	--

\*Investors should consult their financial advisers if in doubt about whether the product is suitable for them.

## Helios Capital Asset Management (India) Pvt. Ltd.\*



CIN: U67190MH2021PTC360838

**Helios AMC Corporate Office - Mumbai:** 502, 5th Floor, The Capital, Plot No.70, G-Block, Bandra Kurla Complex, Bandra East, Mumbai - 400051 Tel: 022 - 67319600. **Delhi:** Alt F Coworking space Pvt Ltd - 5th Floor, wing A, Statesman House, Barakhamba Road, Connaught Place New Delhi, 110001. **Bangalore:** Novel Office - No 8/2, Ulsoor Rd, Yellappa Chetty Layout, Halasuru, Bengaluru, Karnataka 560042. **Kolkata:** Workbravo - 5110, 5th Floor, Kankaria Estate 6 Little Russel Street, Kolkata-700071. **Pune:** The Pavillion - Redbrick Offices Limited Business Suite no. 516 Level 5 & 6, S.B Road Laxmi colony, Pune-411016. **Hyderabad:** Awfis Space Solutions - Oyster Complex, Somajiguda, Greenlands Road, Hyderabad 500016. **Lucknow:** My Place Coworking Private Limited Gulmarg Apartment, 5-Jopling Road, Lucknow, Uttar Pradesh - 226001. **Chandigarh:** IDEA Co-Working - SCO 32-33 & 34, 3rd Floor, Sector 17-C, Chandigarh (UT) 160017. **Vadodara:** KPLEX 12, 1st FLOOR, Vadodara Hyper Complex, Nr. Rhino Circle, Dr. Vikram Sarabhai Marg, Alkapuri, Vadodara-390007, Gujarat, India. **Jaipur:** Phoebus Business Solution Private Limited, Office No-217, 2nd Floor, K-12, Arcade, Malviya Marg, C-Scheme, Jaipur-302001 Rajasthan. **Chennai:** Crescent Innovation & Incubation Council, No- 11 & 12, Level - 6, Radha Krishnan Salai, Mylapore, Chennai - 600004, Tamil Nadu.

\*Formerly Known as - Helios Capital Management (India) Pvt. Ltd.

### Disclaimer

The information provided on this document is meant only for general reading purposes and does not have regard to specific investment objectives, financial situation and the particular needs of any specific person and therefore should not be construed as (i) an offer or recommendation to buy or sell securities, commodities, currencies or other investments referred to herein; or (ii) an offer to sell or a solicitation or an offer for purchase of any of the funds or products offered/managed by Helios Capital Asset Management (India) Private Limited ("AMC") Formerly Known as - Helios Capital Management (India) Pvt Ltd | Helios Capital Management Pte. Ltd. ("Sponsor"); or (iii) an investment research or investment advice; or (iv) as guidelines, recommendations or as a professional guide for the readers. Investors/prospective investors should seek personal and independent advice regarding the appropriateness of investing in any of the products, securities, other investment, or investment strategies that may have been discussed or referred herein and should understand that the views regarding future prospects may or may not be realized. In no event shall the Sponsor, the AMC, their respective directors, employees, affiliates or representatives, etc. (hereinafter referred to as "Helios") shall be liable in any way for any direct, indirect, special, incidental, consequential, punitive or exemplary damages, including on account of lost profits arising from the information provided herein. The details, views, suggestions, illustrations, strategies, investment philosophy, etc. are collectively stated as "Information" in this document which is subject to changes from time without any prior intimation to the readers. Information gathered used herein is believed to be from reliable sources. The AMC/Sponsor however does not warrant the accuracy, reasonableness and/or completeness of any information. If the said information contains any mistakes, omissions, inaccuracies and typographical errors, etc. Helios assumes no responsibility thereof. Any action on your part on the basis of the said information is at your own risk and responsibility. The AMC/Sponsor reserves right to correct any part of the said information at any time as and when required at its sole discretion. The information contained in this document shall not be reproduced, stored in a retrieval system, or transmitted, on any form or by any means, electronic, mechanical, photocopying, recording, or otherwise, in part or whole without the prior written permission of the AMC/Sponsor.