

FACTSHEET

January 2024

helios
MUTUAL FUND
Har term ke liye...

**chote chote kadam lo
bade bade sapno ki aur
with Helios Flexi Cap Fund
Systematic Investment Plan**



SIP – where every small investment is a brushstroke painting the canvas of your grand dreams...

The scheme offers SIP features**, like

You can invest as per your convenience:
Weekly, Fortnightly, Monthly, Quarterly

You can Pause the SIP if needed without discontinuing

Top up your SIP with

Fixed top up of Rs. 1000/- or above

or Variable Top up of 10% or above at every 6 months or yearly

..because your journey deserves to be as extraordinary as your dreams!

EI: Elimination Investing. The scheme follows EI process under which companies are selected based on the 8 pivotal factors. For more details, please refer to the Scheme Information Document (SID).

Product Labelling and Risk-O-meter

Scheme Name	Scheme Risk-o-meter#	Benchmark (NIFTY 500 TRI) Risk-o-meter
<p>Helios Flexi Cap Fund (An open-ended dynamic equity scheme investing across large cap, mid cap & small cap stocks)</p> <p>This product is suitable for investors who are seeking*:</p> <ul style="list-style-type: none"> • Long term wealth creation • Investment predominantly in equity and equity related instruments across large cap, mid cap and small cap stocks 	<p>Investors understand that their principal will be at Very High Risk</p>	<p>Benchmark Riskometer is at Very High Risk</p>

*Investors should consult their financial advisers if in doubt about whether the product is suitable for them.

#Please note that the above risk-o-meter is as per the product labelling of the scheme available as on the date of this communication/ disclosure. As Para 17.4 of SEBI Master Circular dated May 19, 2023 on product labelling (as amended from time to time), risk-o-meter will be calculated on a monthly basis based on the risk value of the scheme portfolio based on the methodology specified by SEBI in the above stated circular. The AMC shall disclose the risk-o-meter along with portfolio disclosure for all their schemes on their respective website and on AMFI website within 10 days from the close of each month. Any change in risk-o-meter shall be communicated by way of Notice cum Addendum and by way of an e-mail or SMS to unitholders of that particular scheme.

**For detailed terms and conditions, please refer Scheme Information Document.

Mutual Fund investments are subject to market risks, read all scheme related documents carefully.

HOW TO READ A MUTUAL FUND FACTSHEET?

Fund Manager: An employee of an asset management company such as mutual fund or life insurer, who manages investments of the scheme. He is usually part of a larger team of fund managers and research analysts.

Application amount for fresh subscription: This is the minimum investment amount for a new investor entering in a mutual fund scheme.

Minimum Additional Amount: This is the minimum investment amount for an existing investor in a mutual fund scheme.

SIP: Systematic Investment Plan (SIP) is an organized way of investing in Mutual Fund. It helps in building long term wealth through a disciplined approach of investing at pre-defined intervals ranging from daily, weekly, monthly and quarterly.

NAV: Net asset value or NAV is the total asset value per unit of the mutual fund after deducting all related and permissible expenses. The NAV is calculated at the end of every business day and it is the value at which investors enter or exit the mutual fund.

Benchmark: A group of securities, typically a market index, whose performance is used as a standard or benchmark to assess the performance of mutual funds and other investments. A few common benchmarks are the Nifty, Sensex, BSE 200, BSE 500, and 10-year Gsec.

Exit load: When an investor redeems mutual fund units, exit load is charged. At redemption, the exit load is subtracted from the current NAV. For instance if the NAV is Rs. 100 and the exit load is 1%, the investor will receive Rs. 99.

Standard deviation: Standard deviation is statistical measure of the range of an investment's performance. When a mutual fund has a high standard deviation, it means its range of performance is wide, implying greater volatility.

Sharpe Ratio: The Sharpe Ratio is measure of risk-adjusted returns. It is calculated using standard deviation and excess return to determine reward per unit of risk.

Beta: Beta is a measure of an investment's volatility vis-à-vis the market. A beta of greater than 1 implies that the security's price will be more volatile than the market. Beta of less than 1 means that the security will be less volatile than the market.

AUM: Assets under management or AUM refers to the recent cumulative market value of investments managed by Mutual fund or any investment firm.

Holdings: The holdings or the portfolio is a mutual fund's latest or updated reported statement of investments/securities. These are usually displayed in terms of percentage to net assets or the rupee value or both. The objective is to give investors an idea of where their money is being invested by the fund manager.

Nature of Scheme: The investment objective and underlying investments determine the nature of the mutual fund scheme. For instance, a mutual fund that aims at generating capital appreciation by investing in stock markets is an equity fund or growth fund. Likewise, a mutual fund that aims at capital preservation by investing in debt markets is a debt fund or income fund. Each of these categories may have sub-categories.

Rating Profile: Mutual funds invest in securities after evaluating their credit worthiness as disclosed by the ratings. A depiction of the mutual fund in various investments based on their rating becomes the rating profile of the fund. Typically, this is a feature of debt funds.

Macaulay Duration: Macaulay Duration is a measure of how long it takes for the price of a bond to be repaid by its internal cash

flows. Macaulay Duration is used only for an instrument with fixed cash flows. Modified Duration as the name suggests, is a modified version of the Macaulay model that accounts for changing interest rates.

Modified Duration: Modified duration is the price sensitivity and the percentage change in price for a unit change in yield.

Average Maturity: A bond's maturity date indicates the specific future date on which an investor gets his principal back i.e. the borrowed amount is repaid in full. Average Maturity is the weighted average of all the current maturities of the debt securities held in the fund.

Yield to Maturity: The yield to maturity or the YTM is the rate of return anticipated on a bond if held until maturity. It is expressed as an annual rate. The YTM factors in the bond's current market price, par value, couple interest rate and time to maturity

IDCW: Income Distribution cum Capital Withdrawal option or IDCW can be distributed out of investors' capital (Equalization Reserve), which is part of the sale price that represents realized gains.

P/E Ratio: The price-earnings ratio (P/E Ratio) is the relation between a company's share price and earnings per share (EPS). It denotes what the market is willing to pay for a company's profits.

P/BV: The price-to-book ratio compares a company's market value to its book value. The market value of a company is its share price multiplied by the number of outstanding shares.

Dividend Yield: The dividend yield is a financial ratio that shows how much a company pays out in dividends each year relative to its stock price.

Interest Rate Swap (IRS): An interest rate swap is a forward contract in which one stream of future interest payments is exchanged for another based on a specified principal amount. Interest rate swaps usually involve the exchange of a fixed interest rate for a floating rate, or vice versa, to reduce or increase exposure to fluctuations in interest rates.

Potential Risk Class (PRC) Matrix: In reference to Para 17.5 of SEBI Master Circular SEBI/HO/IMD/IMD-PoD-1/P/CIR/2023/74 on Mutual Funds dated May 19, 2023, all debt schemes will be classified in terms of a Potential Risk Class matrix which consists of parameters based on maximum interest rate risk (measured by Macaulay Duration (MD) of the scheme) and maximum credit risk (measured by Credit Risk Value (CRV) of the scheme).

R Squared: It is a statistical measure of how closely the portfolio returns are correlated with its benchmark.

Inception date: Means the allotment date of the respective scheme.

Helios Flexi Cap Fund

(An open ended dynamic equity scheme investing across large cap, mid cap & small cap stocks.)

Investment Objective

Data As On 31 January 2024

To generate long-term capital appreciation by investing predominantly in equity & equity related instruments across market capitalization. However, there is no assurance or guarantee that the investment objective of the Scheme will be achieved.

FUND FEATURES

Scheme Category: Flexi Cap Fund

Benchmark: NIFTY 500 (Total Returns Index)

Plans and Options: Direct and Regular Plan, each with Growth and IDCW Option (Re-investment, Transfer, Pay-out Sub-Option)

Inception Date : 13th November 2023

Minimum Investment Amount: Rs. 5,000/- (plus in multiple of Re.1)

Additional Investment Amount: Rs.1,000/- (plus in multiple of Re.1)

Fund Manager: Mr. Alok Bahl (Since Inception / Overall 32 years of experience)

Mr. Apurva Sharma (Since Inception / Overall 15 years of experience)

Entry Load: NA

Exit Load: (i) If units redeemed or switched out are upto 10% (limit) of the units purchased or switched in within 3 months from the date of allotment – Nil

(ii) If units redeemed or switched out are over and above the limit within 3 months from the date of allotment – 1% of the applicable NAV

(iii) If redeemed/switched out after 3 months from the date of allotment – Nil

AUM Details

Monthly Avg AUM ₹ 859.74 Crores

Month end AUM ₹ 906.26 Crores

Total Expense Ratio[#]

Regular Plan 2.22%

Direct Plan 0.62%

NAV (Data as on 31 January, 2024)

Option / Plan NAV p.u

Regular Plan - IDCW Option 11.4400

Regular Plan - Growth Option 11.4400

Direct Plan - IDCW Option 11.4800

Direct Plan - Growth Option 11.4800

Portfolio Turnover* (Times)

Equity Turnover 0.17

Total Turnover 0.17

*Portfolio Turnover = lower of total sale or total purchase for the last 12 months (including equity derivatives) upon Avg. AUM of trailing twelve months. [#]Total Expense Ratio is as on the last business day of the month and includes Additional Expenses and Goods & Service Tax on Management Fees.

Note : Portfolio Beta, Standard Deviation, R Squared and Sharpe Ratio of the Scheme is not computed owing to the short time frame (<3years) since launch of the Scheme

The scheme currently does not have Income Distribution History.

Portfolio (Face Value per Unit: Rs. 10)

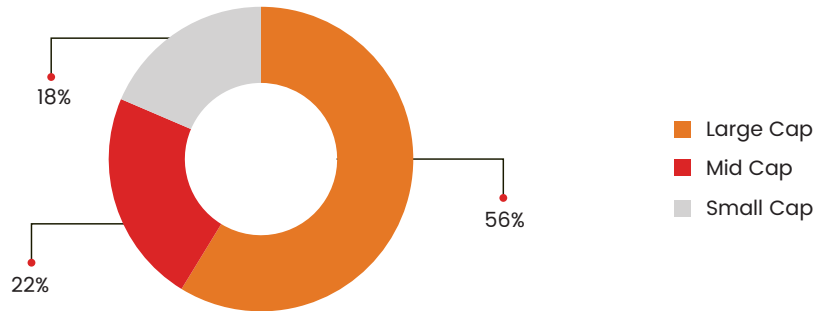
Asset Description	% of Aum
Equity Shares	95.90
Financial Services	37.55
• HDFC Bank Ltd.	7.98
• ICICI Bank Ltd.	6.16
• State Bank Of India	3.85
• Motilal Oswal Financial Services Ltd.	2.77
Indusind Bank Ltd.	2.38
One 97 Communications Ltd.	2.05
Shriram Finance Ltd.	1.98
Axis Bank Ltd.	1.75
PNB Housing Finance Ltd.	1.74
Multi Commodity Exchange Of India Ltd.	1.64
Cholamandalam Investment & Finance Co. Ltd.	1.57
Canara Bank	1.45
360 One Wam Ltd.	1.35
Central Depository Services (I) Ltd.	0.88
Consumer Services	8.54
• Zomato Ltd.	3.43
Lemon Tree Hotels Ltd.	2.00
The Indian Hotels Company Ltd.	1.69
Westlife Foodworld Ltd.	0.72
Electronics Mart India Ltd.	0.70
Healthcare	7.90
JB Chemicals & Pharmaceuticals Ltd.	2.25
Glaxosmithkline Pharmaceuticals Ltd.	1.63
Apollo Hospitals Enterprise Ltd.	1.45
Fortis Healthcare Ltd.	1.40
Piramal Pharma Ltd.	1.17
Oil, Gas & Consumable Fuels	6.84
• Hindustan Petroleum Corporation Ltd.	3.95
Bharat Petroleum Corporation Ltd.	1.71
Oil & Natural Gas Corporation Ltd.	1.18
Services	5.94
• Adani Ports And Special Economic Zone Ltd.	3.53
Interglobe Aviation Ltd.	1.64
Blue Dart Express Ltd.	0.77
Fast Moving Consumer Goods	5.72
Varun Beverages Ltd.	2.52
ITC Ltd.	2.32
Mrs. Bectors Food Specialities Ltd.	0.88
Capital Goods	5.61
Honeywell Automation India Ltd.	1.94
Bharat Electronics Ltd.	1.82
AIA Engineering Ltd.	1.16
Timken India Ltd.	0.69
Consumer Durables	3.62
Dixon Technologies (India) Ltd.	1.96
Titan Company Ltd.	1.66
Construction	3.03
• Larsen & Toubro Ltd.	3.03
Power	2.77
• NTPC Ltd.	2.77
Information Technology	2.64
• KPIT Technologies Ltd.	2.64
Telecommunication	2.15
Bharti Airtel Ltd.	2.15
Realty	1.85
The Phoenix Mills Ltd.	1.85
Automobile And Auto Components	0.93
Landmark Cars Ltd.	0.93
Chemicals	0.81
Solar Industries India Ltd.	0.81
Triparty Repo	5.58
Ccil-Clearing Corporation Of India Ltd (Cblo)	5.58
Cash, Cash Equivalents And Others[#]	-1.48
Grand Total	100.00

• Top 10 Equity Holdings

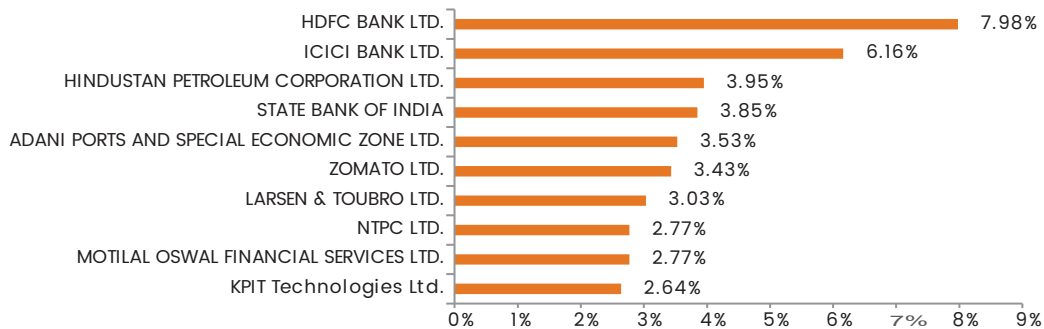
Helios Flexi Cap Fund

(An open ended dynamic equity scheme investing across large cap, mid cap & small cap stocks.)

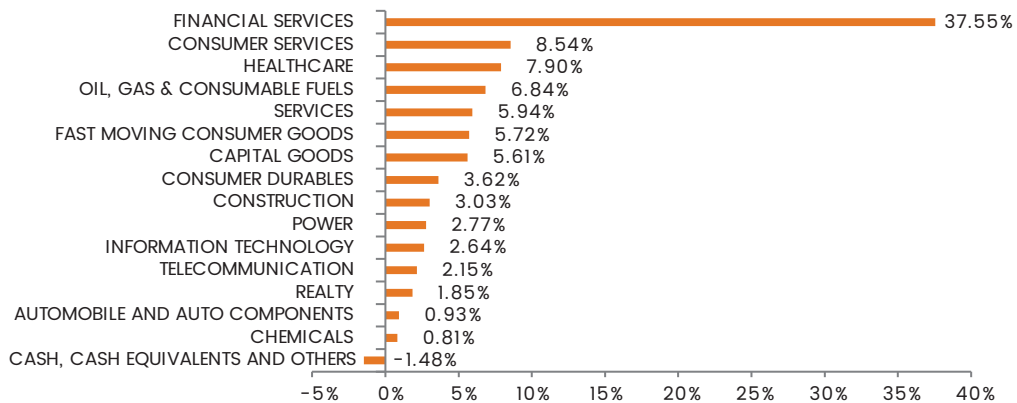
Market Cap (Data as on January 31, 2024)



Top Ten Stocks (Data as on January 31, 2024)



Industry Allocation (Data as on January 31, 2024)



We have our Skin in the Game

The combined investments by the AMC, Directors, Trustees, employees & their immediate relatives in Helios Flexi Cap Fund amounts to INR 45.81 Crores of AUM as at January 31, 2024. Out of the above:

- Value of total investments of Helios AMC as per para 6.9 of SEBI Master Circular relating to Alignment of interest of Asset Management Companies ('AMCs') with the unitholders of the Mutual Fund Schemes as at January 31, 2024 is INR 1.15 Crores.
- Value of total investments of designated employees of Helios AMC as per para 6.10 of SEBI Master Circular relating to Alignment of interest of Designated Employees of Asset Management Companies ('AMCs') with the unitholders of the Mutual Fund Schemes as at January 31, 2024 is INR 0.28 crores.

Helios Overnight Fund

(An open ended debt scheme investing in overnight securities. Relatively Low Interest Rate Risk and Relatively Low Credit Risk.)

Investment Objective

Data As On 31 January 2024

The primary objective of the Scheme is to seek to generate returns commensurate with low risk and providing high level of liquidity, through investments made in debt and money market securities having maturity of 1 business day including TREPS (Tri-Party Repo) and Reverse Repo. However, there is no assurance or guarantee that the investment objective of the Scheme will be achieved.

FUND FEATURES

Scheme Category: Overnight Fund

Benchmark: CRISIL Liquid Overnight Index

Plans and Options: Direct and Regular Plan, each with Growth and Daily IDCW Re-investment Option

Inception Date: 23rd October 2023

Minimum Investment Amount: Growth Option: Rs. 5,000 and in multiples of Re. 1 thereafter.
Daily IDCW Re-investment Option: Rs. 25,000 and in multiples of Re. 1 thereafter.

Additional Investment Amount: Rs 1,000/- per application and in multiples of Re. 1/- thereafter

Fund Manager: Mr. Alok Bahl (Since Inception / Overall 32 years of experience)
Mr. Utsav Modi (Since Inception / Overall 11 years of experience)

Entry Load: NA

Exit Load: NIL

AUM Details

Monthly Avg AUM ₹61.90 Crores

Month end AUM ₹60.27 Crores

Total Expense Ratio[#]

Regular Plan 0.15%

Direct Plan 0.10%

Other Parameters (Data as on 31 January, 2024)

Average Maturity 1 day

Modified Duration 1 day

Macaulay Duration 1 day

Yield to Maturity (Annualised) 6.73%

[#]Total Expense Ratio is as on the last business day of the month and includes Additional Expenses and Goods & Service Tax on Management Fees.

The scheme currently does not have income other than daily income Distribution History.

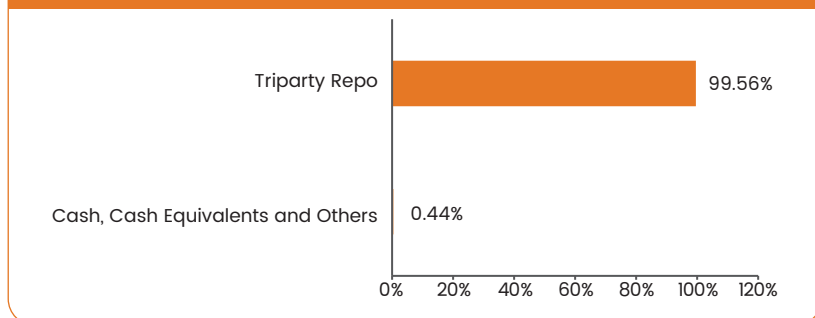
Portfolio (Face Value per Unit: Rs. 1,000)

Asset Description	Issuer	% of Aum
Triparty Repo	CCIL - Clearing Corporation of India Ltd. (CBLO)	99.56
Cash, Cash Equivalents and Others		0.44
Grand Total		100.00

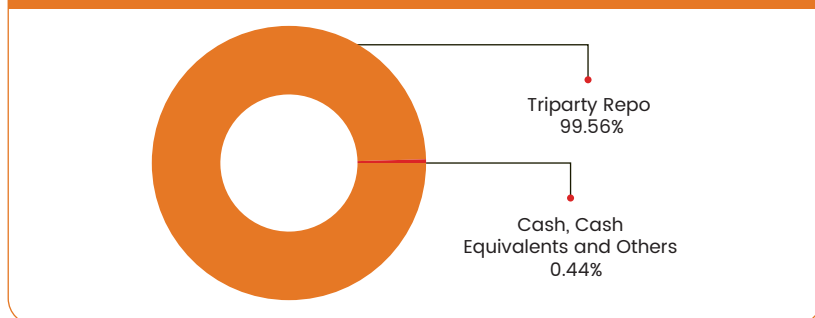
NAV (Data as on 31 January, 2024)

Option / Plan	NAV p.u
Regular Plan - IDCW Option	1,000.0000
Regular Plan - Growth Option	1,018.5502
Direct Plan - IDCW Option	1,000.0742
Direct Plan - Growth Option	1,018.6883

Asset Details



Rating Details



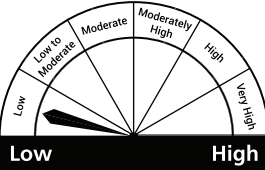
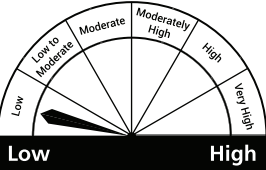
Potential Risk Class (PRC)

Credit Risk of the scheme → Interest Rate Risk of the scheme ↓	Relatively Low (Class A)	Moderate (Class B)	Relatively High (Class C)
	Relatively Low (Class I)	A-I	
Moderate (Class II)			
Relatively High (Class III)			

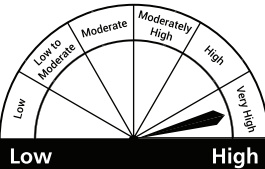
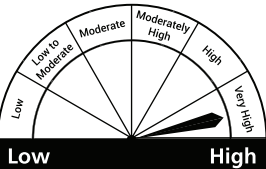
A-I - A Scheme with Relatively Low Interest Rate Risk and Relatively Low Credit Risk.

The PRC matrix denotes the maximum risk that the respective Scheme can take i.e. maximum interest rate risk (measured by MD of the Scheme) and maximum credit risk (measured by CRV of the Scheme)



<p>Scheme#</p>  <p>Investors understand that their principal will be at low risk</p>	<p>Benchmark (CRISIL Liquid Overnight Index)</p>  <p>Benchmark Riskometer is at low risk</p>	<p>Helios Overnight Fund (An open ended debt scheme investing in overnight securities Relatively Low Interest Rate Risk and Relatively Low Credit Risk.)</p> <p>This product is suitable for investors who are seeking*:</p> <ul style="list-style-type: none"> • Income over short term and high liquidity • Investment in debt & money market instruments with overnight maturity
--	--	--

*Investors should consult their financial advisers if in doubt about whether the product is suitable for them.

<p>Scheme#</p>  <p>Investors understand that their principal will be at Very High risk</p>	<p>Benchmark (NIFTY 500 TRI)</p>  <p>Benchmark Riskometer is at Very High Risk</p>	<p>Helios Flexi Cap Fund (An open-ended dynamic equity scheme investing across large cap, mid cap & small cap stocks.)</p> <p>This product is suitable for investors who are seeking*:</p> <ul style="list-style-type: none"> • Long term wealth creation • Investment predominantly in equity and equity related instruments across large cap, mid cap and small cap stocks
--	--	---

*Investors should consult their financial advisers if in doubt about whether the product is suitable for them.

#Please note that the above risk-o-meter is as per the product labelling of the scheme available as on the date of this communication/ disclosure. As Para 17.4 of SEBI Master Circular dated May 19, 2023 on product labelling (as amended from time to time), risk-o-meter will be calculated on a monthly basis based on the risk value of the scheme portfolio based on the methodology specified by SEBI in the above stated circular. The AMC shall disclose the risk-o-meter along with portfolio disclosure for all their schemes on their respective website and on AMFI website within 10 days from the close of each month. Any change in risk-o-meter shall be communicated by way of Notice cum Addendum and by way of an e-mail or SMS to unitholders of that particular scheme.

Helios Capital Asset Management (India) Pvt. Ltd.*



CIN: U67190MH2021PTC360838

Helios AMC Corporate Office – Mumbai: 502, 5th Floor, The Capital, Plot No.70, G-Block, Bandra Kurla Complex, Bandra East, Mumbai – 400051 Tel: 022 – 67319600. **Delhi:** Alt F Coworking space Pvt Ltd – 5th Floor, wing A, Statesman House, Barakhamba Road, Connaught Place New Delhi, 110001. **Bangalore:** Novel Office – No 8/2, Ulsoor Rd, Yellappa Chetty Layout, Halasuru, Bengaluru, Karnataka 560042. **Kolkata:** Workbravo – 5110, 5th Floor, Kankaria Estate 6 Little Russel Street, Kolkata–700071. **Pune:** The Pavillion – Redbrick Offices Limited Business Suite no. 516 Level 5 & 6, S.B Road Laxmi colony, Pune–411016. **Hyderabad:** Awfis Space Solutions – Oyster Complex, Somajiguda, Greenlands Road, Hyderabad 500016. **Lucknow:** My Place Coworking Private Limited Gulmarg Apartment, 5-Jopling Road, Lucknow, Uttar Pradesh – 226001. **Chandigarh:** IDEA Co-Working – SCO 32-33 & 34, 4th Floor, Sector 17-C, Chandigarh (UT) 160017. **Vadodara:** KPLEX 12, 1st FLOOR, Vadodara Hyper Complex, Nr. Rhino Circle, Dr. Vikram Sarabhai Marg, Alkapuri, Vadodara-390007, Gujarat, India. **Jaipur:** Phoebus Business Solution Private Limited, Office No-217, 2nd Floor, K-12, Arcade, Malviya Marg, C-Scheme, Jaipur-302001 Rajasthan

*Formerly Known as – Helios Capital Management (India) Pvt. Ltd.

Disclaimer

The information provided on this document is meant only for general reading purposes and does not have regard to specific investment objectives, financial situation and the particular needs of any specific person and therefore should not be construed as (i) an offer or recommendation to buy or sell securities, commodities, currencies or other investments referred to herein; or (ii) an offer to sell or a solicitation or an offer for purchase of any of the funds or products offered/managed by Helios Capital Asset Management (India) Private Limited ("AMC") Formerly Known as – Helios Capital Management (India) Pvt Ltd | Helios Capital Management Pte. Ltd. ("Sponsor"); or (iii) an investment research or investment advice; or (iv) as guidelines, recommendations or as a professional guide for the readers. Investors/prospective investors should seek personal and independent advice regarding the appropriateness of investing in any of the products, securities, other investment, or investment strategies that may have been discussed or referred herein and should understand that the views regarding future prospects may or may not be realized. In no event shall the Sponsor, the AMC, their respective directors, employees, affiliates or representatives, etc. (hereinafter referred to as "Helios") shall be liable in any way for any direct, indirect, special, incidental, consequential, punitive or exemplary damages, including on account of lost profits arising from the information provided herein. The details, views, suggestions, illustrations, strategies, investment philosophy, etc. are collectively stated as "Information" in this document which is subject to changes from time without any prior intimation to the readers. Information gathered used herein is believed to be from reliable sources. The AMC/Sponsor however does not warrant the accuracy, reasonableness and/or completeness of any information. If the said Information contains any mistakes, omissions, inaccuracies and typographical errors, etc. Helios assumes no responsibility thereof. Any action on your part on the basis of the said Information is at your own risk and responsibility. The AMC/Sponsor reserves right to correct any part of the said information at any time as and when required at its sole discretion. The information contained in this document shall not be reproduced, stored in a retrieval system, or transmitted, on any form or by any means, electronic, mechanical, photocopying, recording, or otherwise, in part or whole without the prior written permission of the AMC/Sponsor.